


IMPROVING LIVES THROUGH INSPIRING FACILITIES



Gloucestershire
Cricket Foundation



INTRODUCTION

Cricket across Gloucestershire and Bristol is growing with more adult teams, junior, disability and women & girls sections, than ever before. This is of course great, but with growth comes the challenge of ensuring that the game is resourced in the right way with quality facilities that will provide people with the right experience.

The ECB, through the County Partnership Agreement, have requested that all County Cricket Boards/Foundation develop a facilities strategy that aligns with the aims of the ECB Strategy, "Inspiring Generations". It's this strategy that challenges cricket bodies to think about how counties can create environments where the next generation see our sport as a "game for me".

The ambition is that this plan identifies where the current facilities are, but more importantly, where the cricket facilities are needed in each part of Gloucestershire, to ensure that there is an equality of access and a quality of facility that will enable people to play. This plan will provide an overview of cricket facility needs and priorities across Gloucestershire for the next 10 years.

From 'Inspiring Generations', the ECB has identified the women and girls' game, disability cricket and urban communities as markets with a large growth potential and where current demand may be greater than the current supply. The quality and accessibility of appropriate facilities for these sections of the community have been identified as a barrier to increasing participation.

In recent years, the ECB has increased investment to accelerate efforts to deliver more and better cricket facilities for the recreational game.

The purpose of this strategy is to identify the priority projects for potential investment across Gloucestershire.

We will do this by:

- Understanding our county and its current cricket design
- Understanding and analysing the facilities currently available and used
- Identifying the needs of cricket across the county
- Ensuring that the distribution of any capital funds goes to the right places
- Identifying new opportunities to service cricket better
- Helping to secure funds from external partners

Inadequate facilities are quite simply a barrier to the game growing; without playing pitches people cannot play, without indoor facilities, people cannot train. This is more of an issue in some areas of Gloucestershire than others, primarily in high population areas where there is limited green space.

It is the intention of this strategy to identify where these issues are and what could potentially be done to improve the situation, so reducing the barriers to playing and accessing cricket.



METHODOLOGY

Through understanding cricket within the county, and the importance that clubs have to play in providing cricket in its many forms, it was decided at the very beginning of this process that “Clubs would be at the Heart” of it, which would also align to the Gloucestershire Cricket Foundation’s Strategy, Inspiring Gloucestershire 2020-2024.



This does not mean that clubs are the only area to investigate, far from it, but it’s to recognise the importance that they play in a county which is significantly rural and one which tends to offer cricket through ‘traditional’ club opportunities more so than anything else. This means that ‘traditional outdoor facilities (pitches and outfield, pavilions and practice) and indoor facilities (practice, multi-use halls, performance, cricket specific) are key areas for investigation throughout this strategy.

The scope of the strategy has been to engage with and assess all facilities across the county that are aligned and supportive of the recreational game, and therefore the Seat Unique Stadium, home to Gloucestershire County Cricket Club, is not within the scope, although the needs of County Age Group Cricket for Girls and Boys (up to 18) has been included.

The strategy’s production was not one to do alone, instead it provided the opportunity to engage with a wide range of organisations and key stakeholders who are so key to what cricket has to offer. This method has ensured that the data used is robust and up to date, that the supply and demands of cricket are relevant and forward thinking, and that any blind spots to the GCF, have been identified and considered.

By working in this way it’s enabled close collaboration with:

- Clubs and their volunteers
- Local Authority Green Space teams
- Heads of Facilities or Heads of PE at state secondary schools
- Directors of Sport at private schools
- Indoor facility providers (Local Authority, Private, Education)
- Local Authority Planning departments
- Gloucestershire County Cricket Club Talent Pathway team
- Western Storm Regional Director
- County Sports Partnerships
- Sport England
- ECB



In understanding the scope, the following four pronged approach was decided upon and taken to deliver the strategy:

1. Meet 176 cricket clubs through face to face meetings to discuss all things facilities. This was to understand the current position and needs of each club and the potential and future direction for the club (grow / maintain / decline).

2. Meet with all current indoor cricket providers, or those with the potential to be. This would enable a full picture to be formed of the quality and availability of indoor spaces which could be used for practice through nets, educational courses or community programmes.

3. Analysis of desktop information so creating an initial assessment and picture of cricket in the county, illustrating issues and opportunities. In the main this has been done through the use of:

- ECB County Mapping tool
- Sport England's Active Places Power
- Data supplied by the Gloucestershire Cricket Foundation's Officers
- Existing Local Authority Playing Pitch Strategies
- ECB – Gloucestershire Insight Pack
- Inspiring Gloucestershire
- ECB Inspiring Generations

4. Work with each Local Authority on their Playing Pitch Strategy to ensure accurate and up to date data was being used to support local strategic decisions on investment into sporting facilities and the use of green space.

Throughout the collection of data and the workings of the strategy, three key areas have remained at the forefront of our minds due to their importance in both the ECB's Strategy, but also, as importantly, through Inspiring Gloucestershire:

- The development of the Women and Girl's game
- The supply and demand issues in the urban areas of Bristol and Gloucester
- The future growth of National Programmes and therefore junior sections

To aid with the analysis and assessment, different geographical areas were identified and decided to report upon so making the document more relevant and easier to digest. This saw the strategy designed by whole County, so enabling an overview of supply and demand in Gloucestershire, and then broken down by the eight Local Authority areas of Bristol City Council, Cheltenham Borough Council, Cotswold District Council, Gloucester City Council, Forest of Dean District Council, South Gloucestershire District Council, Stroud District Council and Tewkesbury Borough Council.



OUR COUNTY – GLOUCESTERSHIRE

Gloucestershire is based in the South West of England and with Cornwall, Devon, Dorset, Somerset, Wales and Wiltshire, makes up the England & Wales Cricket Board (ECB), South West region.

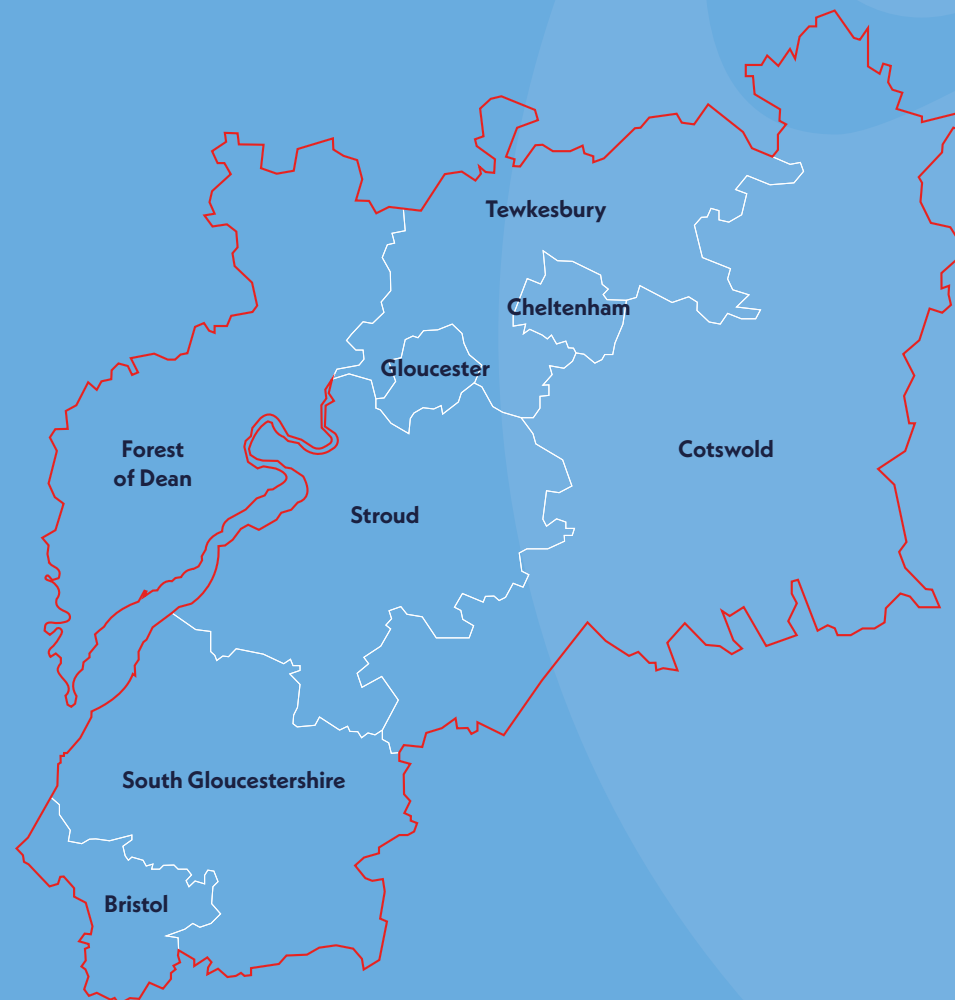
The delivery of cricket in Gloucestershire is the responsibility of two National Governing Body supported organisations:

Gloucestershire County Cricket Club (GCCC) – responsible for delivering 1st Class Cricket and the Boys Talent Pathway

Gloucestershire Cricket Foundation (GCF) – responsible for delivering recreational cricket, the Women & Girl’s Talent Pathway, and the Disability Talent Pathway.

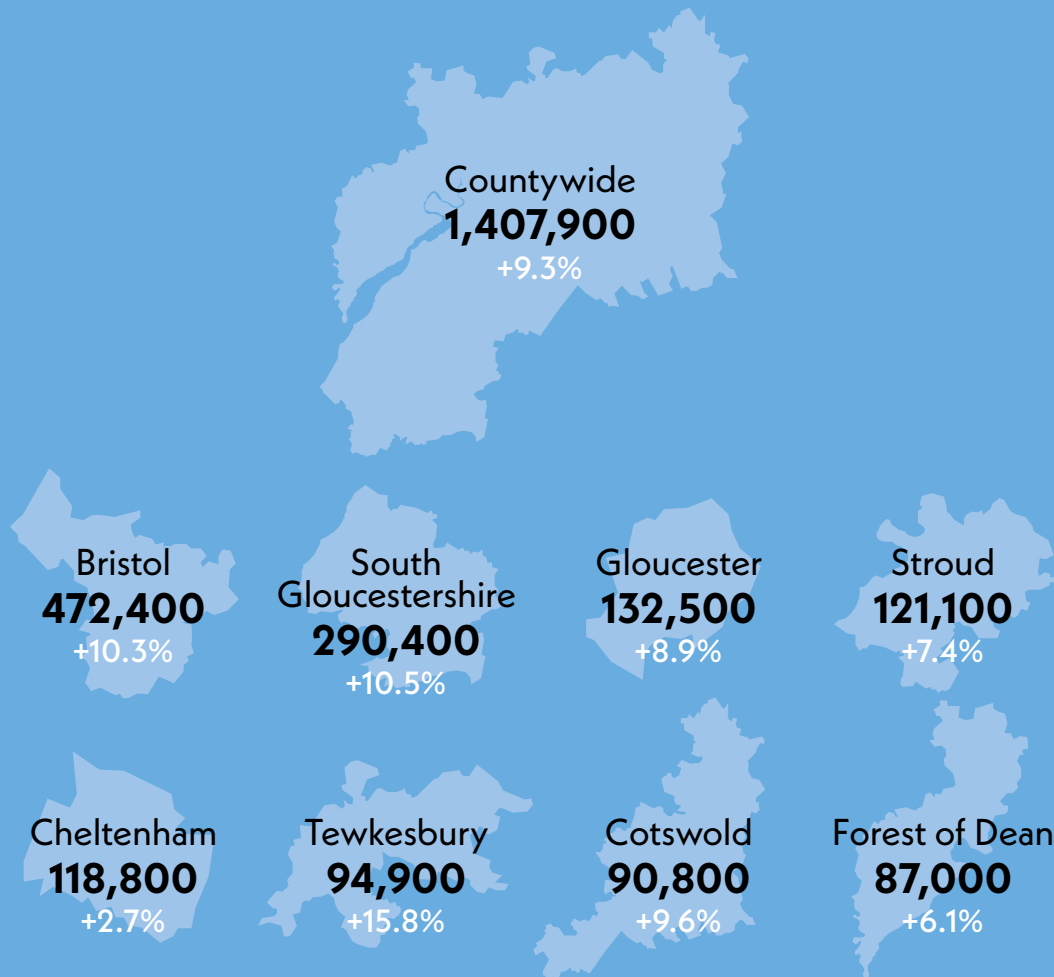
Both organisations are based at the Seat Unique Stadium, Bristol, home of GCCC. GCCC play all of their 1st XI home games from Bristol, with exception of a fortnight of cricket at The Cheltenham Festival. The only other Gloucestershire ground that is currently used as an official out ground, is South Gloucestershire based, Rockhampton CC.

With the exception of the facilities at the Seat Unique Stadium and any investment the GCCC may choose to put in to any out grounds, it is the responsibility of the GCF to support all other cricket facility developments and to administer and support ECB funded capital grants for new facilities or improvements/renovations.



The County is split by eight Local Authorities all of differing size and make up:

Population by Local Authority and % Growth rates between 2011 and 2021
(based on 2021 Census information, Office for National Statistics)



Demographics of Gloucestershire

It is an interesting and extremely diverse county as it contains significant urban areas, with the cities of Bristol and Gloucester, and yet predominantly rural local authority areas in the Forest of Dean and Cotswolds. It has an estimated population of 1.4 million people and by the ECB and its Indicative Formula Gloucestershire is recognised as the 14th 'biggest' county, whilst Bristol is the 8th largest city by population in the country (National Census 2021) and is also the most densely populated of the South West's 30 local authority areas.

The County has grown significantly in the last 10 years with the National Census 2021 showing increases in population in all 8 Local Authorities (LA's). In Bristol, the population size increased by 10.3%, from around 428,200 in 2011 to 472,400 in 2021. This is higher than the overall increase for England (6.6%). South Gloucestershire also increased by around 10.5% whilst the biggest population increase in the South West was in Gloucestershire's most northern LA, Tewkesbury, which saw growth of 15.8%. The remaining LA's of Gloucestershire also saw increases; Cotswold 9.6%, Gloucester 8.9%, Stroud 7.4%, Forest of Dean 6.1%, Cheltenham 2.7%.

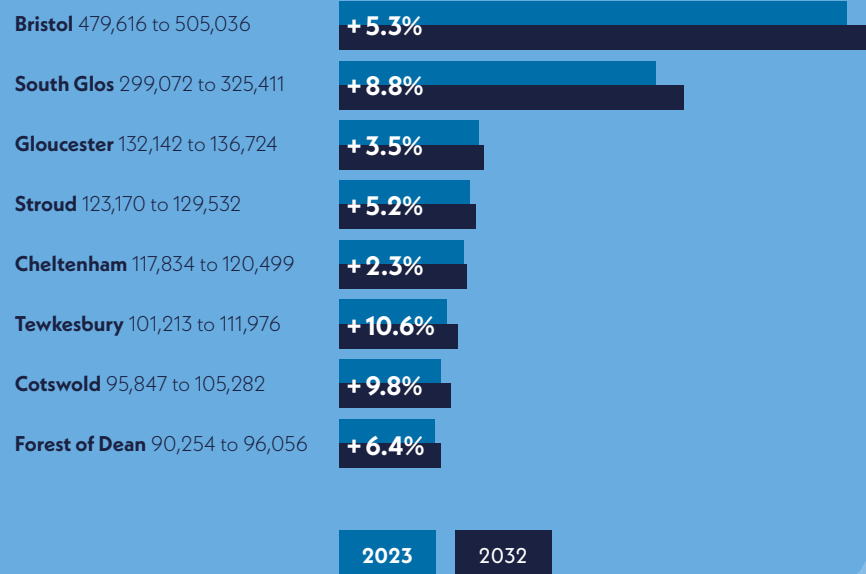
Whilst across the UK we saw a 6.6% population growth over the 10 years, in the South West there was a growth of 7.8% meaning 5 of the 8 Gloucestershire LA's saw growth greater than the regional average.

GLOUCESTERSHIRE HAS SEEN A POPULATION GROWTH OF 9.3% IN THE LAST 10 YEARS, GREATER THAN THE NATIONS OVERALL INCREASE OF 6.6%

Page 7 shows that all areas of Gloucestershire have seen an increase in population in the last 10 years and this trend is not projected to let up, as can be seen in figure 1 below, where all of the 8 LA's continue to show predicted growth.

Figure 1: Projected Population Growth 2023 to 2032

(based on 2018 data set - Population projections for local authorities, Office for National Statistics)



Countywide population prediction in 2032

1,439,148 to 1,530,516

+6.3%

'Active Gloucestershire'

The South West region is the most 'active' region in the country according to the work of Sport England Active Lives with 65.3% of people deemed to do at least 150 minutes of activity per week. The South West region is also the least 'inactive' region in the country with only 23.6% of people deemed to do less than 30 minutes of activity per week.

Gloucestershire is an active county with 7 of the 8 local authority areas (excluding Gloucester) being more active than the national average and the county as a whole has a greater percentage of 'active' people than the levels in the South West region. In particular, Bristol, Stroud and Tewkesbury are more active than the regions average.

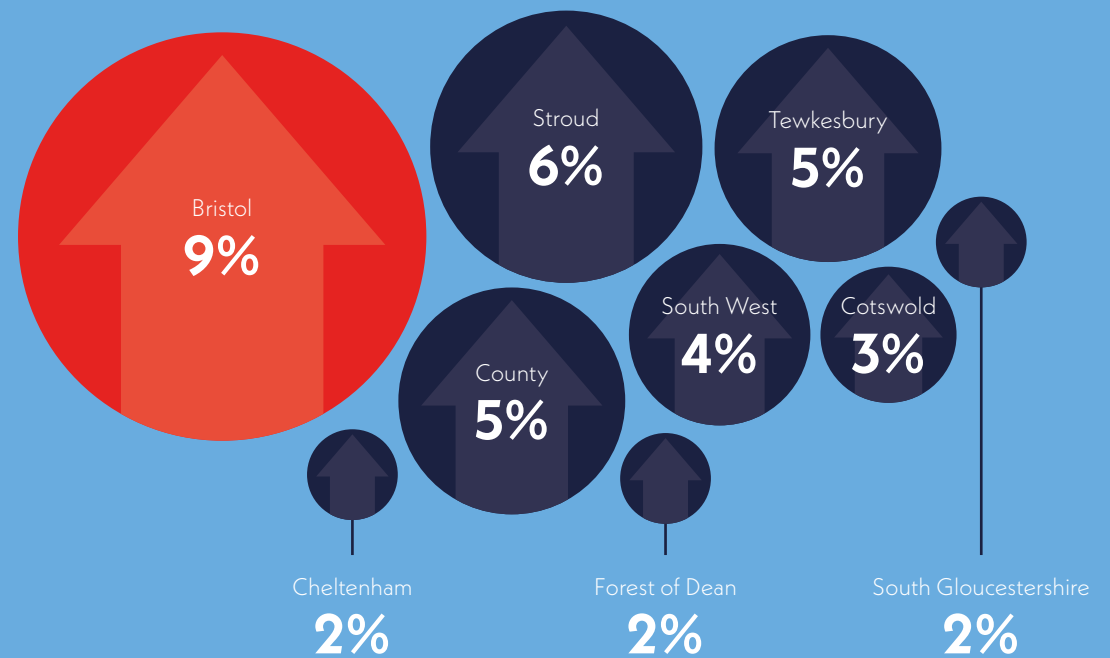
Similarly, Gloucestershire is less inactive than the national average and the county as a whole has a lesser percentage of 'inactive' people than the levels in the South West region. It is again only Gloucester that is as 'inactive' as the national average.



Activity and Inactivity levels comparing Gloucestershire Districts to the National and Regional averages.

Local Authority Area	% Population Active	% Population Inactive
Nationally	61%	27%
South West	65%	24%
County	66%	23%
Bristol	70%	21%
Cheltenham	63%	24%
Cotswold	64%	22%
Forest of Dean	63%	24%
Gloucester	61%	27%
South Gloucestershire	63%	25%
Stroud	67%	21%
Tewkesbury	66%	21%

Activity comparison vs national average (Gloucester is the same as the national average)



URBAN AREAS & DIVERSE COMMUNITIES

As a county Gloucestershire has a lower than average proportion of ethnically diverse residents, at 9.7% (136,000) of the population with the national average being 14%. Within this, it also has a smaller proportion of the population with black ethnicity 3%, compared to the national average of 4%, and a smaller proportion of the population with South Asian ethnicity, 4%, compared to the national average of 9.3%. Bristol, however, has a greater percentage of black people within the city, at 6%, and is the only area of the county that does so.

Some other key facts about Bristol:

- 29.2% of the Bristol population is within National Statistics Socio Economic classification 6-8 (lower socio-economic groups).
- Bristol's ethnic composition is primarily white (81.1%) and this is comparable to the national average (81.7%).
- The population of Bristol is becoming increasingly diverse. In 1991 the BAME population accounted for 5.1% of the Bristol population, in 2011 this increased to 16% and in 2021 to 18.9%.
- In Bristol the largest minority ethnic groups were Somali 9,167 (1.9%), Pakistani 9,103 (1.9%) and Indian 8,371 (1.8%).
- Most recent figures from the Deprivation in Bristol report (2019) state that the City has 41 Lower layer Super Output Areas (LSOAs) in the most deprived 10% in England for Multiple Deprivation (one less than in 2015). Of these 41 LSOAs, there are three in the most deprived 1% of the Country (3 less than in 2015). The greatest levels of deprivation are in the Whitchurch Park, Hartcliffe, Filwood and Lawrence Hill areas.

% South Asian residents of Gloucester by LSOA



% Caribbean residents of Gloucester by LSOA



To support the relatively high percentage of black people within Bristol, in October 2021 the Gloucestershire Cricket Board were awarded the African-Caribbean Engagement Programme (ACE), an initiative to provide people from African and Caribbean heritage with more opportunities within the sport. This saw the employment of a full time development officer and the setting up of ACE Hubs and an ACE Academy in targeted areas of the city.

Whilst only a year into its existence in Bristol, the ACE programme has already seen incredible results with 10 ACE scholars making it on to the Gloucestershire County Age Group squads for the 2023 season. The highest percentage of Black people live in the Lawrence Hill Ward (33.3%) with the next greatest being from Ashley (13.9%) and then Lockleaze at 12.3%. All three of the ACE hubs take place in these wards with the Academy taking place at the Seat Unique Stadium, in the adjoining ward of Ashley Down. This gives the scholars the very best of facilities for the Academy sessions.



% South Asian residents of Bristol by LSOA



% Black residents of Bristol by LSOA



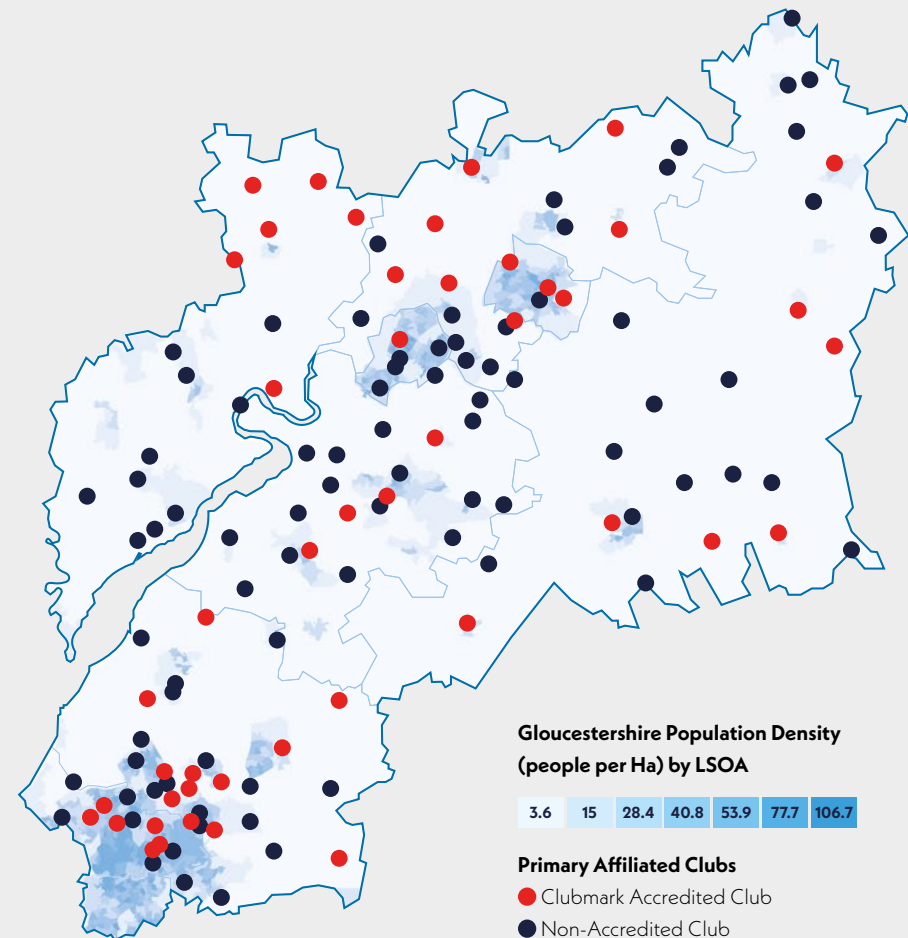
CURRENT CRICKETING LANDSCAPE (CLUBS)

For the purpose of this strategy a cricket club has been categorised as any club that is primary affiliated to the Gloucestershire Cricket Foundation and plays regularly throughout each season through some form of league cricket. In addition, there are clubs that are known to the GCF but who do not affiliate, who play friendly cricket only, and for the purpose of this strategy are not included.

In the county there is a significant range of clubs; in size, in the opportunities they offer and in the ownership of the land they play on. Each difference brings different complexities and with this no two clubs are the same. This section will aim to show you the magnitude of cricket in the county and the counties current offering from its clubs.

Clubs and population breakdown

Local Authority Area	No. of affiliated clubs	Av population per affiliated club	% Gloucestershire Clubs	% Gloucestershire Population
England & Wales	4,799	12,400		
Countywide	176	7,999	100%	100%
Bristol	41	11,521	24%	34%
Cheltenham	4	29,700	2%	8%
Cotswold	33	2,752	19%	6%
Forest of Dean	18	4,833	10%	6%
Gloucester	7	18,928	4%	9%
South Gloucestershire	27	10,755	15%	21%
Stroud	27	4,485	15%	9%
Tewkesbury	19	4,995	11%	7%



From the data the following observations can be made about club cricket across the county:

- In comparison to the national growth rates, Gloucestershire has a greater increase in population over the last 10 years and is predicted to do the same for the next 10 years.
- Gloucestershire has an 'active' and growing population.
- Gloucestershire overall has a large number of clubs and is particularly well serviced within the rural communities.
- Gloucestershire's clubs per population is better than the national average.
- The Cotswold Local Authority has the second smallest population and yet has the second most cricket clubs and therefore the lowest average population per club.
- The urban areas of Cheltenham and Gloucester have the lowest number of cricket clubs and as a consequence, the highest average population per club.
- Cotswold, Forest of Dean, Stroud and Tewkesbury have more clubs per population than the county average.
- With the exception of Bristol, Cheltenham and Gloucester, all local authorities have more clubs per population than the national average.



GROUND TENURE, IS OUR GAME IN SAFE HANDS?

Whilst the overall picture of the number of clubs across the county is positive (in regard the average population per club), the findings are less positive when looking at the security of the grounds used.

Figure 2 shows that only 19% of the grounds used across Gloucestershire are in fact freehold and owned outright by the cricket club or the sports club that it is part of. What this worryingly means is that 81% of the grounds used are out of the direct control of our cricket clubs. There are a variety of agreements in place with landowners from long term leases (99 years) to simply a pay and play arrangement on a one year rolling agreement, which is common place in the cities of Bristol and Gloucester where local authority pitches are used.

What figure 2 also shows is that the majority of the county is well catered for in terms of numbers of grounds available for use, with the exception of Bristol, Gloucester and Cheltenham. However, this is not quite the picture as Gloucester and Cheltenham do have grounds available that are not used (Naunton Park, The Burrows, Sir Thomas Riches, Tuffley Park) but for them to be used, work would need to go in to the surrounding facilities and investment put in to improve the changing rooms and toilets.

Bristol is a very different situation as there are quite simply not the grounds available for use meaning the growing cricket population of Bristol are having to hire grounds in North Somerset or South Gloucestershire to satisfy the need.

There are also additional grounds that are not used for club or community cricket but most of these are at Independent Schools that have their own use on a Saturday when Gloucestershire Clubs would predominantly need them. The list of these grounds is significant, with the number in brackets showing the number of pitches; Rendcomb (4), Clifton (5), BGS (4), QEH (4), Cheltenham College (9), Wycliffe (2), Kings School (1), Cheltenham Ladies (1), Dean Close (6), Westonbirt (1), St Johns on the Hill (1).

ONLY 19% OF GROUNDS ARE FREEHOLD

Figure 2: Grounds used by Gloucestershire Affiliated Clubs and their ownership status

Local Authority Area	No. of grounds used	Population per ground	Freehold	Council	Private	Education
Countywide	174	8,091	34 (19%)	74 (43%)	52 (30%)	14 (8%)
Bristol	18	26,244	7	4	3	4
Cheltenham	5	23,760	2	2		1
Cotswold	34	2,671	5	9	20	
Forest of Dean	20	4,340	5	11	3	1
Gloucester	6	22,083		4		2
South Gloucestershire	36	8,067	4	24	4	5
Stroud	29	4,176	5	11	11	1
Tewkesbury	20	4,745	4	7	9	
Out of County	6		2	2	2	

Grass Pitch Locations

In regard to grass pitch locations, Bristol, Gloucester and Cheltenham are all more densely populated than the average Local Authority Area but **Bristol is the only one of the 3 which has a lower provision of grass pitches than the national average.** This is causing growing concerns as the ethnicity of the city is becoming more diverse, with seemingly more people wanting cricket, but sadly with nowhere to play.

Population Density and Population Per Grass Pitch (population per sq. km)

Local Authority Area (LAA)	Pop Density	Pop (16+) per Grass Pitch
National AVG	1,749	14,202
Bristol	4,248	17,918
Cheltenham	2,490	9,670
Cotswold	78	2,821
Forest of Dean	166	5,124
Gloucester	3,199	10,809
South Gloucestershire	579	6,853
Stroud	263	3,664
Tewkesbury	233	5,368



BRISTOL NEEDS CRICKET PITCHES

Figure 3: Bristol Cricket Clubs playing outside their Local Authority Area

Cricket Club	Playing Location	Out of County Area
Bristol Aces CC	Page Park	South Gloucestershire
Bristol Afghans CC	Saltford Cricket Club	North Somerset
Bristol Asians CC	Badminton Road Playing Field	South Gloucestershire
Bristol Lions CC	Dunkerton, Bath	North Somerset
Bristol New Eleven CC	Fry's Club, Keynsham	North Somerset
Bristol Sri Lankans CC	Fry's Club, Keynsham	North Somerset
Charlton Super Kings CC	Alveston Cricket Club	South Gloucestershire
Churchways CC	Badminton Road Playing Field	South Gloucestershire
North Bristol CC	Almondsbury Cricket Club	South Gloucestershire
Old Park CC	King George V Playing Field	South Gloucestershire
Pakistani Express CC	Farmborough, Bath	North Somerset
Tamil Nadu CC	Almondsbury Cricket Club	South Gloucestershire
Taverners CC	Fry's Club, Keynsham	North Somerset
Treasury Valuers CC	Failand & Portbury Cricket Club	North Somerset

Figure 3 represents Gloucestershire affiliated cricket clubs who are playing outside of their local authority area. All 14 clubs listed are Bristol based and would play their cricket in the city, but the shortage of grass pitch provision forces them to source grounds outside of the City and their communities. 9 out of the 14 clubs are ethnically diverse which restricts the opportunity for these clubs to grow their playing offer and sections of the club. It also limits opportunities for diverse communities to access cricket in their local area.

The National Travel Survey 2021 conducted by the Department for Transport show that households living in rural areas are more likely to own a car than urban residents. In 2021, 33% of households living in urban conurbations have no car. In addition, people living in the most rural areas rely more on the car, which accounted for 75% of all their trips in 2021. In contrast, 51% of trips by residents of urban conurbations were made by car in 2021. All in all, this creates a number of challenges:

- Increased travel for those willing to make the journey. For example, from the Centre of Bristol to Dunkerton is at least 40 minutes by car.
- All clubs are subject to annual pay to play agreements with the site owner (Council, Cricket Club or Sports Club), and therefore, long term security is a concern and continuity of site isn't a given.
- Clubs incur a cost per usage which is a deterrent for broadening their cricket offerings i.e. starting youth cricket. Hire costs are disproportionate to the income generated from running youth cricket. It is no surprise that only one of the 14 clubs has a youth section, and none have a women or girls or wider sections.
- Bristol Lions CC are the exception in that they have youth section, but it must be mentioned that they play on a traditional cricket club site and their youth section services the immediate community more than it does those for their own Bristol based families.
- Compared to a traditional cricket club, pay to play facilities are generally multi-sport sites and changing rooms and toilets are a long way from the cricket pitch. This reduces the experience for players, but also implicates the likelihood of wider community engagement as the environment is less welcoming.
- The standard of league cricket that these clubs can aspire to play is restricted. Pay to play facilities do not allow clubs to have sightscreens and covers due to the limitations of secure storage facilities. These are mandatory for higher tiers of league cricket.

**THERE IS
NO SPACE
FOR NEW CLUBS
TO PLAY IN
BRISTOL**

GLOUCESTERSHIRE CRICKET CLUBS – THE GAME IS GROWING

CHANGES BETWEEN 2017 & 2022

**47 NEW
SECTIONS
SINCE 2017**



Affiliated clubs

177 to 176

-1



Junior sections

86 to 94

+8



Girls sections

12 to 23

+11



Saturday teams

290 to 299

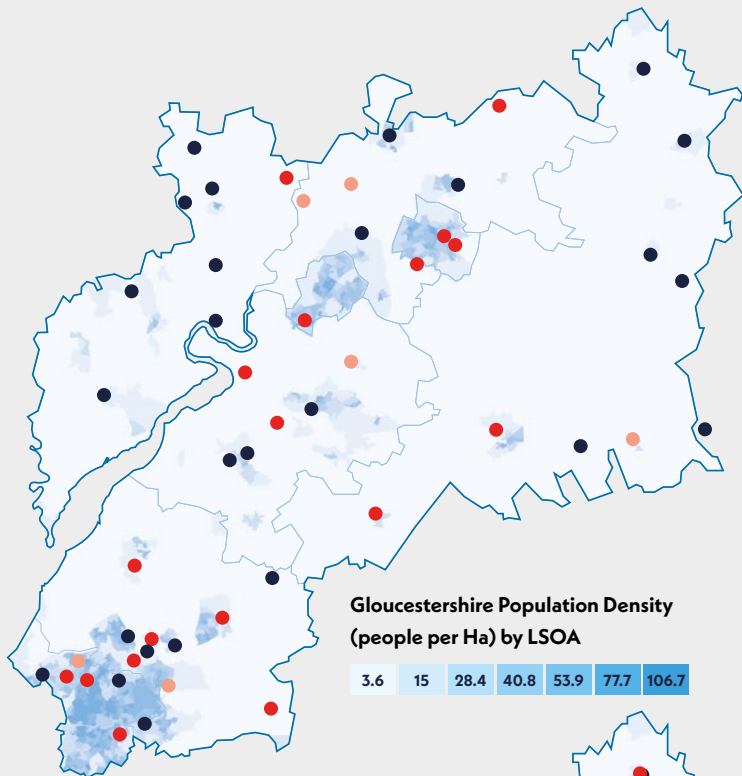
+9



Women sections

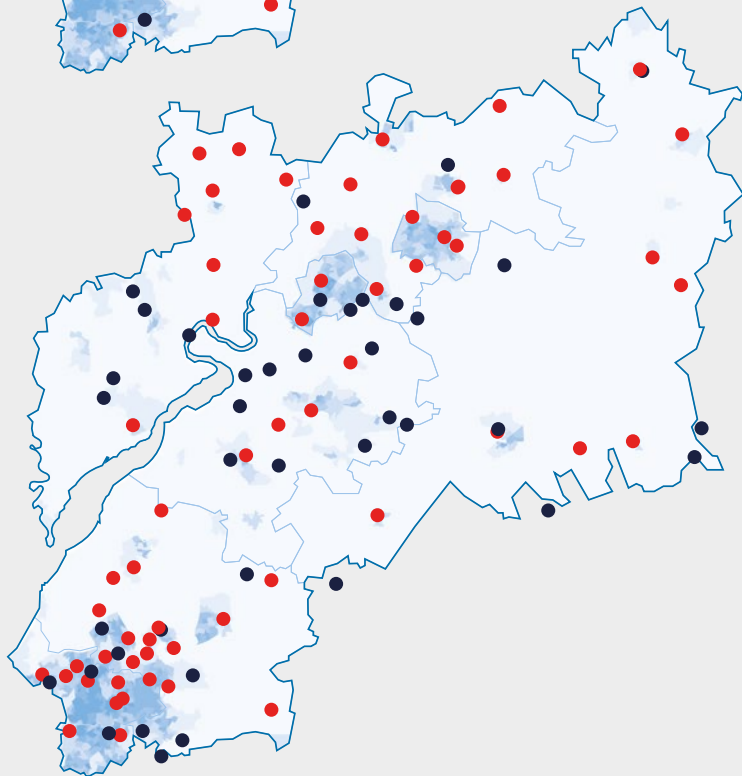
11 to 39

+28



Women & Girls Club Type

- Women & Girls Club
- Womens Only Club
- Girls Only Club



Junior Club Type

- Clubmark Accredited Club
- Non-Accredited Club

The game of cricket in Gloucestershire is growing, and it has done in the last 6 years across all aspects of the game, especially women & girls sections. Whilst the game is growing and more people are playing the game, the actual number of clubs has reduced by one.



MORE CRICKET CLUBS NEEDED IN CHELTENHAM & GLOUCESTER

Figure 4: Local Authority and section breakdown

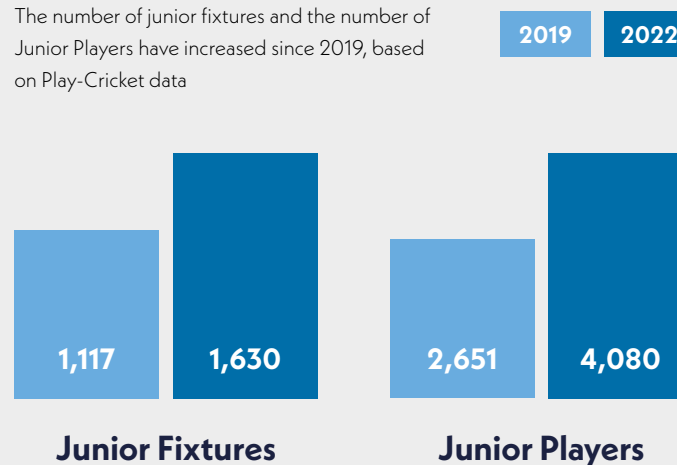
Local Authority Area	No. of adult playing sections	No. of junior sections	% of clubs with a junior section	No. of women and/or girls sections	% of clubs with a women and/or girls section
Countywide	176	94	53%	49	28%
Bristol	41	14	34%	6	15%
Cheltenham	4	3	75%	2	50%
Cotswold	33	14	42%	9	27%
Forest of Dean	18	12	67%	8	44%
Gloucester	7	4	57%	1	14%
South Gloucestershire	27	18	67%	10	37%
Stroud	27	17	63%	7	26%
Tewkesbury	19	12	63%	6	32%

With the birth of National Programmes (All Stars and Dynamos) and heavy investment in to the Women and Girls Game, clubs are growing in their sections, their memberships and their offerings and yet the amount of grounds and pitches is not increasing at the same rate, if at all.

Since 2017, 46 new sections have been born, along with an increase in senior teams. All of these new sections require pitches for play and time for practice, and without the number of grounds growing it is putting increased pressure on the current pitches. If you simply look at the increased number of junior fixtures recorded on Play-Cricket between 2019 and 2022, you start to understand the impact of the increased number of people playing the game. It is of course wonderful that this is happening but in open junior cricket alone, 513 more wickets were needed in 2022.

Ground staff at clubs with multiple sections are not getting the time to repair and prepare pitches, and most importantly water wickets at a time when the summers are becoming drier, and so the standard of wickets across the county is not improving and in some cases is getting annually worse.

The number of junior fixtures and the number of Junior Players have increased since 2019, based on Play-Cricket data





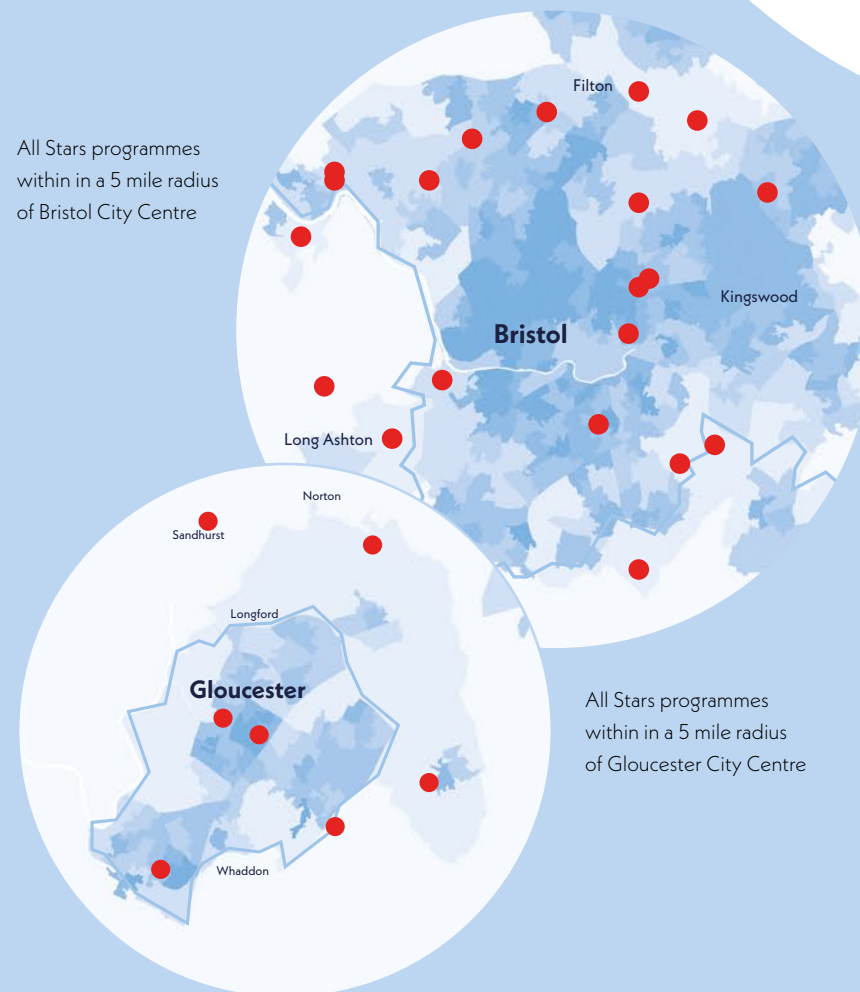
JUNIOR CRICKET – NATIONAL PROGRAMMES

ALL STARS CRICKET

All Stars was launched in 2017 and since then the programme in Gloucestershire has grown significantly, growing from 32 programmes in its first year to 97 centres in 2022. What this has meant is that the county is very well catered for in terms of facilities offering All Stars (club and community). However, figure 4 and the maps show, that even though well catered for in terms of more centres in each local authority than the national average, the cities of Bristol and Gloucester have the highest population of 5-8 year olds available per centre and there are simply not enough centres.

Local Authority and All Stars breakdown for 2022 season

Local Authority Area	5 to 8s Population	Total Centres	Participants	5 to 8s per Centre
Bristol	22,595	16	727	1,412
Gloucester	7,060	6	139	1,177
Cheltenham	5,321	7	266	760
Tewkesbury	4,753	7	207	679
South Gloucestershire	13,843	21	566	659
Cotswold	5,517	16	437	345
Stroud	3,601	11	229	327
Forest of Dean	3,702	13	522	285
National AVG	8,995	7	209	1,975



All Stars programmes within a 5 mile radius of Bristol City Centre

All Stars programmes within a 5 mile radius of Gloucester City Centre

Our challenge in the two cities is:

- Gloucester has very few clubs, and with it, very few clubs with junior sections
- Bristol has a good number of clubs but many play outside the city on pay and play facilities and therefore do not have the ability to offer club based programmes as they have no home.

4800+ WERE PART OF ALL STARS & DYNAMOS IN 2022



In 2022
Gloucestershire
had...



97
centres



3,093
participants

A supply
potential of...

684

5 to 8-year-olds
for each centre
(national average
1,263)

**Gloucestershire has the second-highest supply
of All Stars Cricket of any county, though in Bristol
the supply is lower than the national average**



DYNAMOS CRICKET

Dynamos Cricket was launched in 2021, a progression programme from All Stars Cricket. Like All Stars, this quickly got adopted by clubs across the County but in recognising that a great deal of U9 and U11 cricket already took place, the numbers were always going to be less.

Similar to All Stars Cricket, squares are not required for pitches but with greater numbers progressing through the age groups there is a greater need for wickets to be prepared for U9 and U11 softball matches, and more teams progressing on to U11 hardball games, requiring additional prepared pitches.

Local Authority and Dynamos Cricket breakdown for 2022 season

Local Authority Area	8 to 11s Population	Total Centres	Participants	8 to 11s per Centre
Gloucester	6,682	3	64	2,227
Cheltenham	5,325	3	79	1,775
Bristol	21,768	18	502	1,209
South Gloucestershire	14,114	18	327	784
Tewkesbury	4,702	8	140	588
Forest of Dean	3,838	8	161	480
Stroud	5,926	13	258	456
Cotswold	3,998	10	247	400
National AVG	9,063	5	102	2,796

In 2022 Gloucestershire had...



A supply potential of...



The great thing about National Programmes from a facility perspective is that the programme doesn't need cricket wickets and the use of squares, but instead only outfielders. However, the ambition of the programme for the wider game of cricket is that each National Programme brings more children in to the game than would have traditionally been the case, meaning:

- Clubs have more junior teams due to an increased number of children engaging with the game from an earlier age = **more pitches needed**
- Clubs who never had a junior section, start running junior teams when children become of an age = **more pitches needed**

- What this specifically means in Gloucestershire, is that for the 2023 season there are 13 clubs running National Programmes that do not currently have the need for use of their facilities for junior fixtures. If we fast forward 10 years then the hope is that each of these National Programme only clubs, and more, have established junior sections, and a greater number of adult teams, meaning that there will be a greater requirement on their facilities than there currently is = **more pitches needed**

However, a challenge will arise with many of these as currently of the 13 National Programme only clubs, 12 are in lease or rental agreements for their grounds. This means for some, additional money will need to be spent on hiring additional pitches for use and for preparation which may well be a further deterrent from developing full blown junior sections.



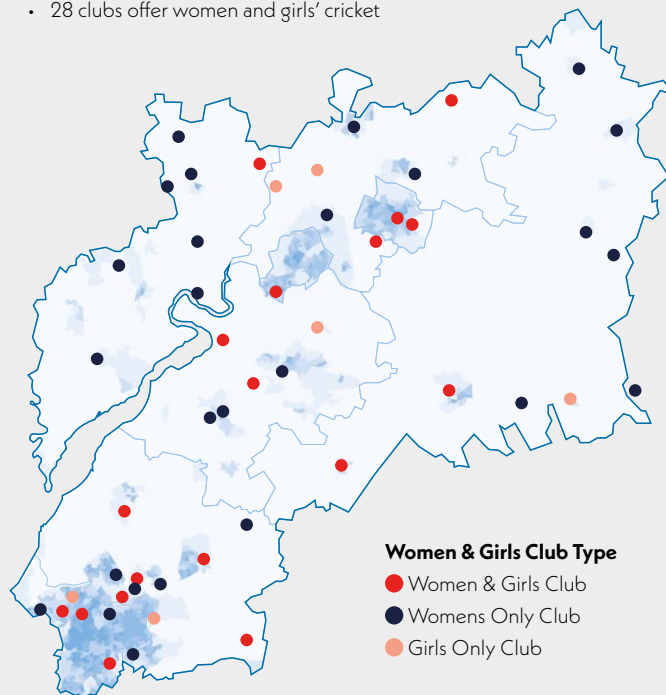
4800+
WERE PART OF ALL STARS
& DYNAMOS IN 2022

WOMEN & GIRLS CLUB CRICKET

The ECB has big ambitions for the female game and in Gloucestershire we would consider this our greatest priority area, with ambitions to double the level of participation by 2032. Women and Girls cricket is the largest growth market over the term of this strategy and has the potential for further rapid expansion. To maximise this opportunity and support our ambitions, we have 2 officers at the Foundation dedicated to driving women and girls' cricket forward.

In Gloucestershire, we have seen growth of 39 women and /or girls' sections since 2019 to take the total number of sections to 49. The breakdown of club sections is:

- 6 clubs offer girls only cricket
- 15 clubs offer women only cricket
- 28 clubs offer women and girls' cricket



Cricket clubs provide the first step on the recreational pathway by delivering and offering All Stars and Dynamos Cricket. These programmes provide girls aged 5-11 with regular opportunities to play cricket in a fun and engaging environment. Across the county there were 6 girls only centres in 2022 and the priority is to grow and sustain this activity. The ambition in 2023 is to double this to 12 and we are on track to achieve this target.

The next step for clubs building girls sections out of All Stars and Dynamos will be to provide a pathway from under 9 to under 15s, which will spark an increase in the number of girls teams and eventually the emergence of new women's sections. Recognising the 15 existing clubs who offer women's only cricket, new girl's sections at these clubs, are a strong possibility and may happen sooner than later, especially if the clubs want to maintain their women's team. The Foundation will work with clubs offering women's only cricket, as the long-term sustainability of these women's sections will be reliant on girl's sections to provide a supply of players.

The progression from women's teams in to developing new girl's only sections will be particularly relevant in the Forest of Dean, as 7 of the 8 clubs who offer female cricket, only currently offer it for women, and in the Cotswold where 6 of the 9 also only offer women's cricket.

There are 6 clubs with girls' only sections and therefore the natural progression for these girls, once they reach 15, are to move into a women's team. This provides the GCF with the opportunity to support these clubs to develop women's sections too.



77% INCREASE IN WOMEN'S TEAMS IN 2022

51% INCREASE IN GIRLS' TEAMS IN 2022

There are areas across the County that are behind the curve. Our second largest urban area, Gloucester, and third Cheltenham, only have one and two clubs who currently offer women and girls cricket. This reinforces the growth potential. Bristol has the second lowest percentage (15%) of clubs with women and / or girls' sections, only behind Gloucester (14%). Recognising the shortage of grounds in Bristol, the rate of growth compared to the potential for growth is likely to be imbalanced relative to other areas of Gloucestershire.

New women and / or girls' sections commonly emerge at clubs who have established youth sections, which is the case for all 49 existing clubs. Recognising the county has 94 clubs with junior sections, a difference of 45, it signals the women and girls' game in Gloucestershire will continue to grow substantially over the next ten years.

The 2022 season saw Gloucestershire's number of female teams over index against the national average. 62 women's teams and 62 girls' teams played cricket as part of the Foundation's comprehensive playing offer. The GCF's priority is to support existing clubs to grow whilst encouraging more clubs to develop playing opportunities for females. There are a variety of local leagues that are all growing in number on an annual basis and the tables on this page show the projection for the upcoming season.

Number of teams entering Gloucestershire Women's Competitions

Competitions	No. Teams 2021	No. Teams 2022	No. Teams 2023
WEPL			3*
35 Over (Hard Ball)		6	8
T20 (Hard Ball)	11	10	16
Soft Ball	24	28	35
100 Cup (Soft & Hard Ball)		16	28
Total Teams	35	62	90

*Represents teams from Gloucestershire in a league consisting of clubs from three counties.

Number of teams entering Gloucestershire Girls' Competitions

Competitions	No. Teams 2021	No. Teams 2022	No. Teams 2023
Under 9		11	15
Under 11	14	16	21
Under 13	18	22	22
Under 15	9	13	14
Total Teams	41	62	72


A further key contributor to the significant growth of the women and girls' game is the Chance to Shine Girls Secondary Programme. This is driving interest and our Secondary School Competition entries have risen from 28 in 2020 to 48 in 2023. We are seeing that more secondary schools are focusing on cricket and therefore girls are transitioning from schools to clubs.

Growth of the women and girls' game in Gloucestershire, is as mentioned at the outset, a priority of the Foundation, however, we must recognise that this presents the single biggest challenge on facilities that we must address to support and sustain growth rates over the course of this strategy and beyond.



Challenges within women and girls' cricket include:

- Women and girls' sections are born out of clubs who are offering junior cricket and we know that this level of activity does not easily fit into one ground. Clubs with a single ground are often at capacity and there is a need for additional sites. Quite simply, clubs are outgrowing their one square site and there are needs for additional pitches of the required quality.
- There are fewer female sections in our urban more densely populated local authority areas. Until the shortage of grass pitches in Bristol is addressed, the growth of women and girls' cricket and cricket generally will lag behind other areas of the county. This is a major concern given this is the most densely populated and 'active' local authority area. In addition, our second and third most densely populated areas in Gloucester and Cheltenham have very few clubs offering women and girls cricket.
- A lot of facilities were built 50 years ago for male cricket and things such as communal changing rooms and showers are off putting and no longer fit for purpose as the recreational game evolves. **Even the county's newest facilities are not set up with additional changing rooms and only two clubs have cubicle showers. Significant investment to create more welcoming environments is very much required and at a rate to not put people off the game.**
- Women and girls cricket is often played on a club's second ground. These grounds often do not have the level of ancillary facilities seen at a club's main ground. The cricketing experience for women and girls is therefore not as high a quality as it is for other sections.
- There are already instances where female sections have left clubs due to the unequal access of facilities.
- The Foundation have delivered an incredibly successful Dynamos Girls only Programme for South Asian Muslim Girls in the community, however, there are no ethnically diverse cricket clubs in Gloucestershire who run women and / or girls' cricket. Referring to the 'Ground tenure, is our game in safe hands?' section, ethnically diverse clubs are unable to build homes on pay to play facilities and is hindering advancements.
- Other barriers to women and girls' activity and growth have been identified as:
 - Inability to recruit females in key voluntary roles
 - Women and girls' activity still not a priority for a lot of clubs, with boys and senior men coming first
 - Women and girls' matches are last on the scheduling list, especially if matches are rearranged due to inclement weather
 - Poor and a lack of additional changing rooms impact on women and girls' and can have a detrimental impact on their experience of club cricket



DISABILITY CRICKET

There are 9.8 million people in England with a long-standing limiting disability, illness or condition which equates to 17.7% of the population – almost one in five. Cricket playing opportunities should be flexible, inclusive, and accessible for everyone, whatever their level of ability. This could entail inclusion in mainstream activity or teams / sessions specifically for people with a disability.



Only
4 of 176 clubs
offer disability
cricket

Disability by Local Authority Area – Census 2021 & current club & community offering

Local Authority Area	% of disabled people under the Equality Act 2021	% of people not disabled under the Equality Act 2021	No. of Club Disability Sections 2023	No. of Club Disability Sections 2022	Super 1s Hubs 2022	Super 1s Hubs 2023
England	17.7%	82.3%				
South West	17.8%	82.2%				
Countywide	16.3%	83.7%	3	2	4	5
Bristol	19.4%	80.6%	1	1		1
Cheltenham	15.8%	84.2%				
Cotswold	14%	86.0%	1		1	1
Forest of Dean	17.9%	82.1%			1	1
Gloucester	18.2%	81.8%				
South Gloucestershire	16.5%	83.5%	1	1	1	1
Stroud	16.1%	83.9%				
Tewkesbury	15.5%	84.5%			1	1

Disabled / Not Disabled under the Equality Act. Age-standardised proportion. (Source: Office for National Statistics – Census 2021)

Of the 8 local authority areas, 5 have a lower percentage of disabled people under the Equality Act than that of the South West region and England as a whole. Bristol, Gloucester, and the Forest of Dean account for the areas with a higher percentage.

In order, Bristol has the highest percentage of disabled people followed by, Gloucester, the Forest of Dean and then South Gloucestershire. All four local authority areas exceed the Countywide percentage.

The County has 4 Champion Cricket Clubs and 4 Lord’s Taverners Super 1 community hubs that deliver sessions specifically for people with a disability. In addition, there are plans to develop a fifth Super 1s Hub and at least one more cricket club aims to start activity through the Champion Club Programme in 2023. It is a priority of the ECB and GCF to grow this provision and there are opportunities for growth in all districts, and particularly in Bristol, Gloucester, and the Forest of Dean. The Foundation has employed a dedicated Disability Development Officer to increase participation.



For talented players, the county had 2 soft ball and 1 visually impaired performance teams in 2022 which included an indoor training programme and summer training and matches hosted across 9 cricket club sites – Poulton, Painswick, Huntley, Stroud, Hawkesbury, Cam, Frenchay, Knowle and Hatherley & Reddings. In 2023, the performance programme will grow to 4 by creating a hard ball team.

Clubs equipped for disability cricket

Local Authority Area	Accessible Pavilion	Disabled Toilet	Accessible Changing Rooms	Clubs Compliant
Countywide	51%	42%	28%	43
Bristol	47%	45%	29%	11
Cheltenham	75%	20%	20%	1
Cotswold	33%	24%	18%	5
Forest of Dean	56%	50%	33%	5
Gloucester	43%	43%	29%	2
South Gloucestershire	48%	52%	26%	7
Stroud	67%	56%	44%	10
Tewkesbury	41%	24%	24%	2

133
non 'disability compliant' clubs

Whilst there are clubs with a basic level of accessibility and can run and meet the demand for activity for disabled people at this moment in time, it is recognised that there is work to do in this area as no cricket clubs meet the Active Gloucestershire Inclusive Checklist (Appendix 6). Investment into club facilities to make them more welcoming for disabled people is necessary.

With a dedicated officer in place, the Foundation is committed to increasing participation across Gloucestershire, however, there are barriers to growing this sector, which include:

- Awareness of opportunities and how cricket can support development.
- Transport requirements outside of school hours as large numbers are taken home via prearranged transport.
- 133 clubs have poor facilities such as accessibility challenges, no disabled toilet or wider provision to be 'Inclusive Checklist' compliant.
- Clubs ordinarily set up a junior section followed by women and girls before branching to disability cricket and often facilities capacity has been reached by the time they develop women and girls. This also makes scheduling regular time slots difficult.
- Access to club and indoor sports hall provision is limited and impacts year-round activity.



TALENT PATHWAY (BOYS & GIRLS)

To this point, the document has centred around club recreational cricket but a further area of the game that the county are extremely proud of are the Talent Pathways for boys, girls, seniors and for people with disabilities.

Each of the pathways has significantly grown and improved over the last 10 years and the ambition for the next 10 years is further growth and improvement. As with anything else that grows, more facilities are required and this is annually causing a greater number of challenges in terms of finding practice and play facilities for each of the representative teams that are available and most importantly, of the quality deserving and needing of representative players.

In Gloucestershire the County Girls, Women's, Seniors, Disability and Boys Zonal squads (level below County), are all led by the Foundation, whilst the Boys Talent Pathway is led by Gloucestershire County Cricket Club. The two organisations work very closely on the boys pathway to ensure that there are no gaps and that the programmes work hand in glove.

136
home county
age group
games in 2022

In recent years, the talent pathways have seen the following growth (sections below show different pathways):

- Additional girls development squads at U11, U13 and U15 = more grounds required in the summer and more indoor facilities needed during the winter
- Increase in girls fixtures from approximately 10 per team to 20 per team per year = doubling the number of grounds needed to host games per year
- Increase in girls summer practice at local club venues = greater requests of clubs to host midweek
- Emerging Player Programmes (EPP) delivered in both the north and south of the county = more indoor facilities needed of the required high standard
- Boys talent pathway has increased in size so that all age groups between 10 and 15 now have 2 squads = more grounds required in the summer and more indoor facilities needed during the winter
- Increase in fixtures for the Boys Zonal Programme = doubling the number of grounds needed to host games per year
- Zonal squads running at U10, U11, U12 and U13 in the North and South of the county = double the number of indoor facilities needed for boys cricket
- Seniors squads have increased from one team at Over 50 to:
 - 3 x 50+ squads
 - 3 x 60+ squads
 - 1 x 70+ squad= Increased need on clubs to host
- Increase in Disability Teams from 3 to 4, bringing in a D40 County Team for 2023 season = increased need of clubs to host



All of the above are incredible news stories for the game in Gloucestershire but each individual one puts added pressure on already too few facilities of the required standard.

County Teams

Due to Gloucestershire having no out ground or contracts in place with facilities for anything other than GCCC 1st XI Cricket (Seat Unique Stadium and two week festival at Cheltenham College), all parts of each pathway annually have to hire indoor and outdoor facilities, much like any other community group.

As like many hirers who annually return, relationships are built with facility providers and so the hiring of a facility may be at a lower risk than what it would be for the public. Either way, if the facility changed hands, had a change of strategy, then many of the facilities across the county would be seen as a high risk.



The activities that take place away from the Seat Unique Stadium are:

SUMMER GROUNDS

- GCCC has a short term agreement in place with Rockhampton CC to host the majority of 2nd XI and U18 games. The GCCC invested in an additional square, some machinery and they also pay the club an annual amount to support the grounds team to prepare and manage the pitches for the GCCC teams.
- The use of the ground is only short term and has to work around the needs of the WEPL club and it's senior and junior needs.
- The ground is a nice club ground but not of the necessary standard for professionals to be playing on, either from a pitch quality perspective, the ability for training on grass nets or the ancillary facilities of first aid room, changing room sizes etc.
- The ground has short length boundaries and has risk of ball strikes in to one adjacent road. Netting has been erected to minimise risk.

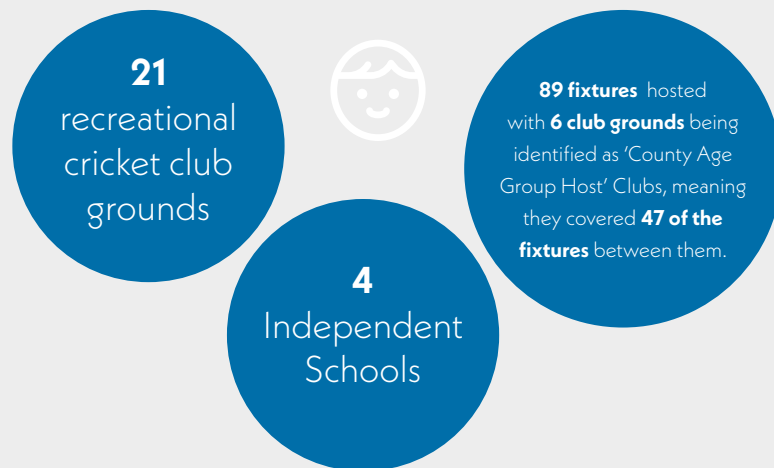
- In 2022 there were 3 club grounds used to cover all of the Disability games. Whilst all have accessible facilities, with disability toilets, none of the grounds have all elements required to be a fully inclusive ground (winches etc.)
- Ideally, the grounds would be selected on the quality of their pitches but due to the number of fixtures, often games are played on the facility that can simply be gained access to meaning the teams are not playing on pitches that are appropriate for their development.
- Independent Schools have previously been supportive of the county but in 2022 this reduced.
- There is no formal agreement in place with any of the club grounds used and therefore 100% of the fixtures are at risk.
- All seniors cricket for 50s, 60s and 70s all takes place at local club grounds.

Whilst nothing is written in place, there is a clear understanding between the partners as to which grounds are used for which pathway. This ensures that there are not duplicate requests going to club volunteers, clubs not being asked for too much, and so enabling relationships and trust to be formed between the county and the club.

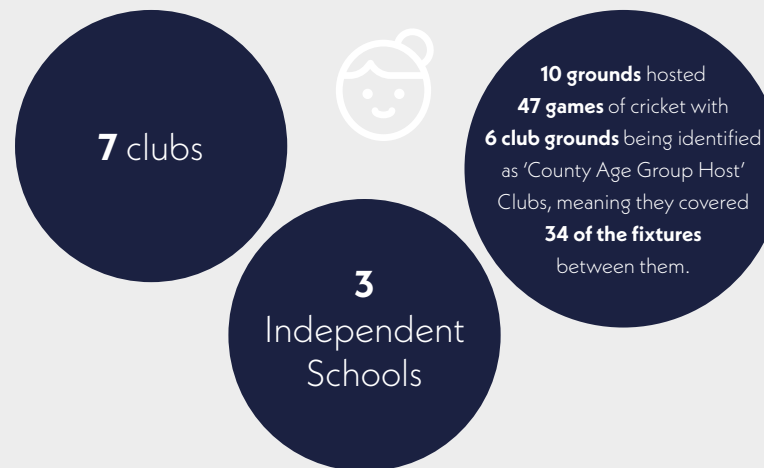
With the exception of Rockhampton CC, no funds or grants have been awarded to clubs due to their support of pathways. During the County Grant Fund process hosting county games is something that the team are mindful of but it would not be a reason for giving a grant to one club over another.

What this tends to mean is that the clubs used are simply 'accommodating' rather than performance venues, or venues that have been improved in line with performance needs. There is not a single ground in Gloucestershire that has facilities which meet the ECB standards for First Class Venues (Out-Grounds), something which is a must by April 2024. For this to happen a significant amount of money is going to be required to either vastly improve a current site, or a new site is going to need to be found and developed.

In 2022 there were **25 grounds** used for Boys Pathway Cricket



In 2022 there were **10 grounds** used for Girls Pathway Cricket



INDOOR VENUES

Much like the situation with match play grounds, there are no formal partnerships in place with any indoor net provider, nor does the county have an indoor facility under its management other than that at the Seat Unique Stadium.

The 4 lane net facility at the Seat Unique Stadium was in 2019 improved with the support of ECB grant and loan but due to the footprint of the facility, it does not meet the ECB requirement for optimal length. The facility only has 4 lanes meaning due to the extensive use of the facility by the professionals and the Academy, very little other time is available for wider use. This is totally understandable but with it being the only facility in the county with appropriate flooring and lighting, it means that all other pathway activity takes place at venues not of the required and appropriate standards.



Venues for Boys County Age Group

Venue	Age Groups	Lighting	Flooring	Run Ups	Lanes	Viewing
Hartpury University	U10 to U12	●	●	●	8	●
Cheltenham College	U13 to U16	●	●	●	8	●
Bristol Cricket Centre	U18, EPP, Acad	●	●	●		●

Venues for Boys Zonal Age Group

Venue	Area	Lighting	Flooring	Run Ups	Lanes	Viewing
University of Gloucestershire	North	●	●	●	4	●
Sir Bernard Lovell	South	●	●	●	2	●
Ashton Park School	South	●	●	●	2	●
Bristol Grammar School	South	●	●	●	4	●

Venues for Girls Talent Pathway

Venue	Age Groups	Lighting	Flooring	Run Ups	Lanes	Viewing
Cheltenham Ladies College	U11 & U13	●	●	●	4	●
Collegiate School	U15 & U18	●	●	●	4	●

Venues for Disability Talent Pathway

Venue	Lighting	Flooring	Run Ups	Lanes	Viewing
Wootton Sports Centre	●	●	●	4	●

What the Indoor Centre visits identified, was that **NO FACILITY ACROSS THE COUNTY CURRENTLY MEETS THE APPROPRIATE TECHNICAL SPECIFICATION REQUIREMENTS FOR A HIGH QUALITY INDOOR CRICKET FACILITY**, for club use and certainly not for representative cricket.

Collegiate School (refurb in 2022), Gloucester Academy (ECB support in 2014) and the Bristol Cricket Centre (refurb in 2019) are the three facilities closest to meeting the ideal specifications of an indoor cricket centre, but in all three cases the length of the hall let the facility down and in all three cases, they only have 4 nets each.

WESTERN STORM

The Western Storm region covers Wales, Gloucestershire, Wiltshire, Somerset, Devon and Cornwall. This is a hugely expansive and diverse region, which provides both exciting implications for the recruitment and development of talented players but also some logistical challenges too.

The Western Storm squad is currently somewhat nomadic, in that it operates out of a number of locations – the respective first class counties (FCC's) of Somerset, Gloucestershire and Glamorgan. With the staging expectations of women's professional cricket, so far Western Storm fixtures have been prioritised at First Class Counties – which can deliver both a professional experience for all involved, as well as staging infrastructure that can help us develop the profile of the women's game (live streaming capabilities as an example). However, these have to work around the FCC's so arranging fixtures is not always easy.

For training purposes, Western Storm are looking to identify a base – this will enable players and staff to relocate to a location with confidence that a bulk of the training activity will be at one geographical location. Western Storm and the ECB are expecting the number of professional cricketers to grow which increases the possibility of identifying a 'home' and players relocating. To date, this hasn't been possible.

“Bristol is by far the most challenging location to find appropriate facilities in (with the necessary access at the right cost), but it is a hugely important strategic location to us.”

Lisa Pagett, Regional Director of Women's Cricket



“We are looking to locate a 'home' for the professional squad and Bristol (and surrounds) is the short-medium term location of choice.”

Lisa Pagett, Regional Director of Women's Cricket

LOOKING FORWARDS – 2023 AND BEYOND

The volume of cricket is getting greater in 2023, with the Rachael Heyhoe Flint trophy doubling in size. This means that with the fixtures for the Charlotte Edwards Cup, 10 home games are required. All games must be played on grounds that are compliant with the ECB specifications and currently Gloucestershire has no out ground that does this.

From a training perspective, whilst Western Storm are looking to identify a 'base' it is possible that options may be explored for pre-season trips to locations within the region where a combination of training, team building and match play activities can take place.

Any ground for 1st XI matches must be able to offer 2 x Grass nets, fielding net on outfield for team warm up, 1 for each team, and a wicket to FCC standard or suitable for County 2nd XI games that has ground staff available and on site. The changing rooms must be big enough to cater for 2 x female teams & separate male toilets separate from the public. Separate umpire changing facilities are also required.

In addition, Western Storm also require a Physio medical room, in a pavilion that is accessible throughout the day and open from 3 hours before the start of play and that has the ability to provide two meals for 35 + people. There also needs to be a TV/screen & Wi-Fi access, an electronic scoreboard and adequate facilities for scorers, black sightscreens. Parking is also required, catering for 2 teams including space for coach access, and match officials.

The above list would be a headline set of requirements when considering hosting a Western Storm senior fixture, there would also be requirements to meet from the ECB (these may exceed what is listed). If playing a friendly fixture, then there would be some flexibility on some of the expectations – i.e., parking for coaches may not be essential.

Western Storm now also offer a comprehensive structure at Academy and EPP level, resulting in a growing number of hubs being required for both indoor and outdoor activity. To date the Bristol Cricket Centre has been used but the need for additional hours so enabling 20 weeks for 4 hours per visit, and access alongside to a gym / strength and conditioning studio, are causing challenges.

Much like the senior team the Academy and EPP squads also have needs from Bristol or the local area, which currently are not being met by the facilities available. All of the requirements from figure 5 can be met in some way but all of which are a strain and nothing ever seems simple. It is more about begging and borrowing than having a site that is inspiring for the Western Storm squads and that they can feel comfortable about in calling their home.

Figure 5: Needs from Gloucestershire for Western Storm Academy and EPP

Pathway Activity	Facility Requirements	Needs met
Academy & EPP Winter Hub	Hub in Bristol for 20 weeks for 4 hours. Academy group session which will require use of the cricket hall, gym access and a classroom for workshops.	
EPP Winter Programme	EPP 'Bristol' group session which will require use of the cricket hall, gym access and a classroom for workshops.	
Indoor Talent ID Requirements	3 x TiD CAG indoor cricket competitions which will require indoor sports halls and at least one classroom & gym access.	
Academy & EPP Summer Hub Programme	Hub @ 15 weeks for 3 hours. Ideally gym access nearby and indoor contingency desirable.	
Academy Squad Summer Programme	Middle practice days at differing venues to ease the geographical burden on the same individuals. Ideally use of one grass wicket, a set of artificial nets, access to a gym nearby and changing facilities.	
EPP Squad Summer Programme	3 x match-play style days to allow for additional training. Ideally the use of one grass wicket, a set of artificial nets, access to a gym nearby and training facilities.	
Academy Summer Matchplay Requirements	2 x match day venues. All Academy match-play days would ideally require a high-quality grass wicket that has pace, bounce and carry. Ideally there will be access to artificial nets to prep prior to the game, changing facilities for both teams and the ability to cater for hot food between innings or matches. Black sightscreens, an electronic scoreboard and WiFi would also be desirable.	
Outdoor Talent Identification requirements	At least one grass wicket for match-play or net-based training, access to artificial nets, use of changing rooms.	

CURRENT CRICKETING LANDSCAPE (INDOOR)

Cricket traditionally used indoor facilities for indoor adult practice, but the use of indoor facilities is now for a game that spans 12 months a year and the need is very different.

There are still the requirements, and in fact growing needs, for indoor net facilities to be available to the cricket clubs between the months of January and April for pre-season practice, but as the game has become more professional there are more areas of cricket that are fighting for the same spaces.

As mentioned in previous sections, junior cricket and women and girls cricket are all on the rise, and each of these have their own needs from facilities during the winter. Many clubs now run specific junior winter programmes for children of all ages as well as women and girls programmes.

Who uses indoor facilities and what do they need?

- **Clubs** – For the purpose of this document we will generalise but predominantly clubs will hire indoor facilities, ideally close to them, between the months of January and April. These bookings are annual and will tend to support junior and adult programmes. More often than not they are for 2 hours at a time, per programme, for a period of 6 to 12 weeks. Clubs are becoming more professional in their offering, members of clubs are expecting a higher quality experience, and so more and more clubs are hiring for longer, and now for all sections of the club. This creates a greater need on the counties facilities, which as you will see from this section and the local authority sections that follow, the quality of facilities are simply not there.
- **County** – The GCCC and the GCF use indoor facilities for Academy Programmes, Emerging Players Programmes (EPP), County Age Group Programmes and Disability Programmes, between the months of November and April. For this standard of cricket, the highest quality of facility is required, and sadly, as already identified in the Talent Pathway section of this document, these facilities cannot be found in Gloucestershire. The organisations therefore use the best ones available but the time required for each programme is significant and needs cannot always be met.
Each programme for elite young players is becoming more comprehensive and with this greater requirements are needed from the facility. 1000 lux lighting, at least a 33.62m length of hall, 3.6m width nets, plus more, are a bare minimum.
- **Western Storm** – The section on Western Storm highlights the challenges for the regional women's game. In Gloucestershire they quite simply do not have the quality of facility that professional cricketers require.

- **Indoor Leagues** – as the game gets stronger the leagues through the winter are growing in size and number. In 2013 there was two indoor leagues in the county, one in Bristol and one in Cheltenham, now some 10 years later, we find a significant offer available:
 - **Adult Indoor Leagues**
 - Cheltenham 24 teams
 - Gloucester 12 teams
 - Bristol 22 teams
 - **Women's Indoor Cricket Leagues**
 - Bristol 1 = 8 teams
 - Bristol 2 = 6 teams
 - Cheltenham & Cotswolds = 10 teams
 - Gloucester & Forest of Dean = 6 teams
 - Stroud = 8 teams
 - **Youth Leagues**
 - Bristol & South Glos U12 = 8 teams
 - Bristol & South Glos U15 = 6 teams
 - Stroud U11 = 7 teams

This is a real growth area and from the above entries it can be seen that so much more activity could take place, especially with juniors across the various age groups, and with girls cricket.

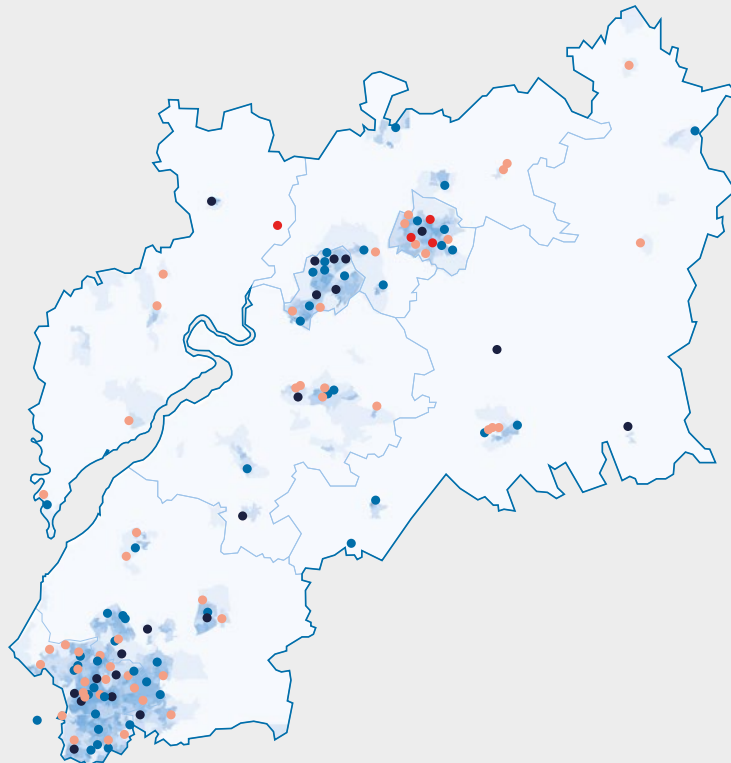


THERE HAS NEVER BEEN A GREATER NEED FOR HIGH QUALITY INDOOR FACILITIES

- **Community Programmes** – To ensure all people can access cricket, community programmes in the form of MCC Hubs, Wicketz, Super1s, Chance to Shine Street and ACE, as well as others, run programmes all year round that require indoor facilities and, in most cases, indoor facilities with nets.

All of the named programmes are free to children, predominantly in the Urban Centres of Bristol and Gloucester, and provide the youngsters with structured activity away from the traditional route of cricket clubs. The work in this space is growing annually and more and more facilities are needed.

- **Educational Courses** – This is one area that is well serviced, predominantly by schools across the county, as for the majority of courses, Foundation Coach and Support Coach, nets are not required and therefore schools can be targeted that do not normally have hiring capacity issues.
- **Holiday Camps** – Much like educational courses, camps can be run in indoor facilities that do not have nets and tend to be run during the day in holidays when facilities are most available. This enables us to be geographically strategic in when we run them and where.



The picture in Gloucestershire

To understand indoor provision for cricket across Gloucestershire, the Foundation visited each centre to conduct an audit. The audit assessed each sports hall against ECB standards including, flooring, lighting, hall dimensions and cricket nets. It also gathered an understanding of hall availability for community use and suitability by cricket programme, for example, performance cricket, indoor league, coach development and community programmes. The audit that was completed can be found in Appendix 7.

The audits were particularly useful for the following reasons:

- They enabled us to build new relationships with key individuals
- They enabled us to visit new sites
- They enabled us to see improved sites
- They enabled us to get a comprehensive picture of indoor sites across the county
- They enabled us to understand facility providers priorities

Much like in many counties, the indoor facilities are owned and managed by a multitude of organisations, which at times is helpful and at other times, obstructive. The facilities are predominantly owned by either Education or Local Authorities and often managed by outside third parties; example being in Bristol where most centres are managed by Everyone Active or SLM.

Countywide Indoor Centres

- No Nets
- 1-2 Nets
- 3-4 Nets
- 5+ Nets

THERE HAS NEVER BEEN A GREATER NEED FOR GOOD LOCALLY ACCESSIBLE FACILITIES



Key findings from Gloucestershire Indoor Centres Audit

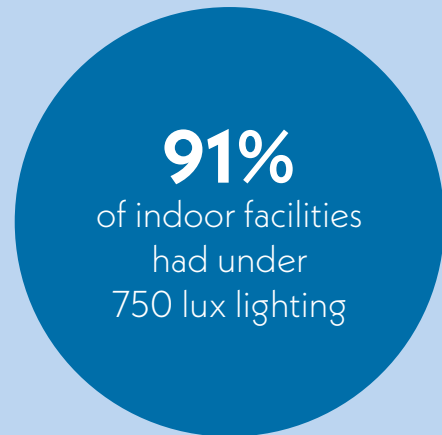
Local Authority Area	Length of hall being 33.62m +	Lighting		Flooring		No. of Cricket Nets			
		-750 lux	1000+ lux	Poor or Average	Good	0	1-2	3-4	5+
Bristol (35)	31%	83%	6%	89%	11%	13	15	7	0
Cheltenham (14)	36%	79%	0%	57%	43%	4	5	2	3
Cotswold (12)	42%	92%	0%	100%	0%	6	4	2	0
Forest of Dean (8)	50%	75%	13%	62%	38%	1	5	1	1
Gloucester (12)	25%	75%	17%	75%	25%	5	2	5	0
South Glos (21)	52%	90%	5%	95%	5%	11	6	4	0
Stroud (9)	44%	100%	0%	100%	0%	3	3	3	0
Tewkesbury (7)	14%	100%	0%	100%	0%	4	3	0	0

Accessibility of Sports Halls 'with cricket provision' by District

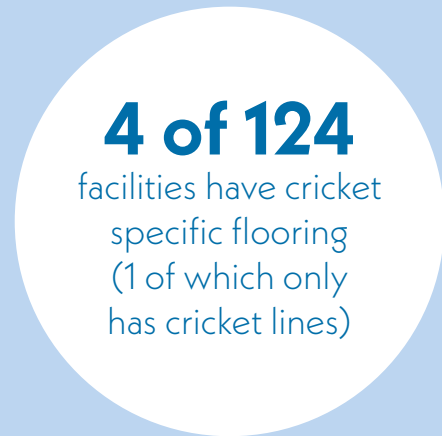
Local Authority Area	% Good availability	% Limited availability	% not available for community hire
Countywide	20%	73%	5%
Bristol	33%	67%	0%
Cheltenham	0%	100%	0%
Cotswold	0%	100%	0%
Forest of Dean	25%	75%	0%
Gloucester	17%	83%	33%
South Gloucestershire	20%	73%	7%
Stroud	50%	50%	0%
Tewkesbury	0%	100%	0%

KEY STATS FROM ACROSS THE INDOOR FACILITIES

Inadequate lighting



Inadequate flooring



The short to medium term ambition for representative cricket in Gloucestershire must be to find a suitable venue that can host County 2nd XI Cricket, provide a home for Western Storm, and be available for the girls, boys and disability pathways to use.

Findings

- The county does not have one indoor facility that meets the needs of elite cricket, in other words, no centre has 1000+ lighting, good flooring and is over 33.62m.
- The higher quality indoor facility provision in Gloucestershire is located at private schools and higher education centres such as universities. These both give cricket a challenge as the priority for these establishments is their students. This means that for cricket to use the better facilities it has to take 'what it can get'.
- Whilst Cheltenham has the highest proportion of 5+ nets this doesn't equate to a high quality facility as there are shortfalls in lighting or flooring at each site.
- South Gloucestershire is an area of population growth and cricket growth and yet over 50% of the centre's / sports halls do not have net facilities.
- Tewkesbury Local Authority is the fastest growing district, contains large cricket clubs with multiple sections and yet has the fewest number of indoor facilities available, with over 50% not having indoor nets.
- Only four facilities in the county have more than 4 nets, all of which are hard to access due to them being educational establishments or booked all year (Hartpury University, Dean Close Independent School, Cheltenham College Independent School, Leisure @ Cheltenham).
- Only 6 of 118 centres have lighting of 1000 lux or above, 5 of which are at educational sites and the Bristol Cricket Centre.
- Tewkesbury, South Glos, Stroud and the Cotswold districts have a particularly poor standard of facility available for hire.
- Only 34% of Indoor Facilities are available for all versions of cricket (indoor, nets etc.).
- 47% of Indoor Facilities are restricted to net practice only.
- 19% of Indoor Facilities do not allow hard ball cricket activity to take place.



LOCAL AUTHORITY FINDINGS



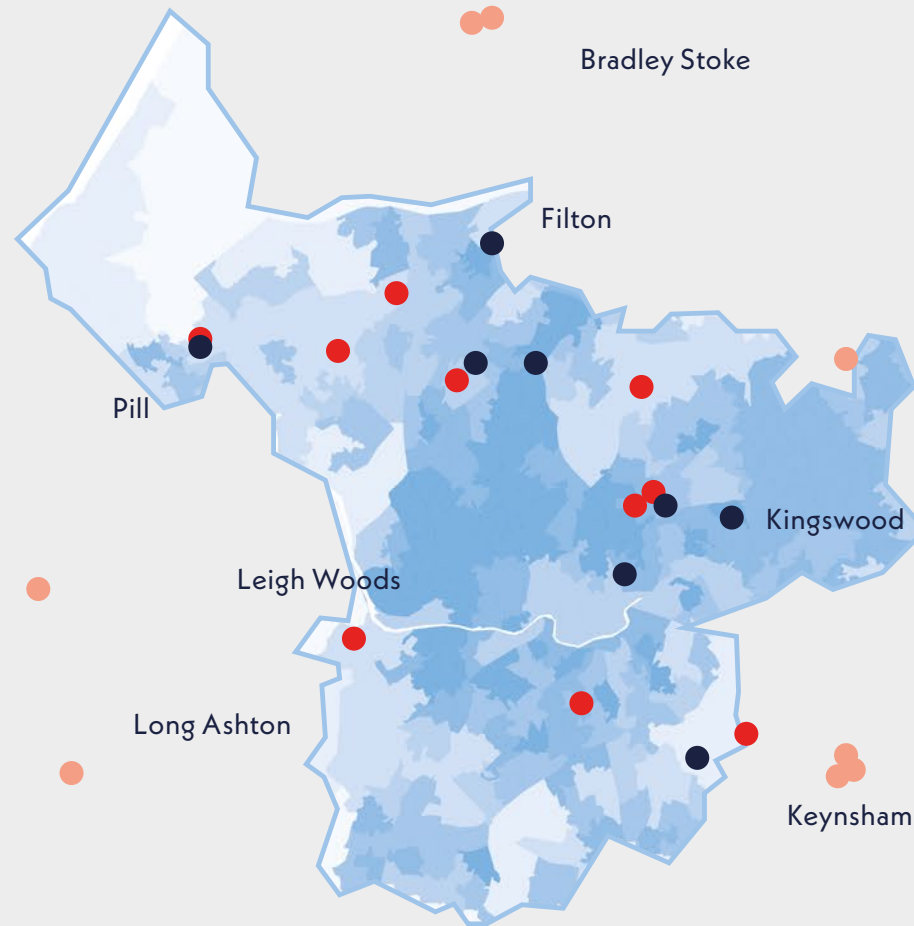
BRISTOL

Bristol is a high profile active and sustainable city and a champion of sport and active and healthy lifestyles. It:

- is one of eleven designated UK 'Core Cities'
- was recognised as the "Most Liveable City" in England in 2013
- became the first UK city to receive the European Green Capital Award in 2015
- was the European City of Sport in 2017

Bristol City Council's Corporate Strategy (2017-2022) was clear about the fact that the City faces what it describes as 'extremely hard times'. The Strategy identifies a funding gap of £120m, with the need to reduce overall expenditure alongside what is rapidly increasing population growth. The need for cost savings has already impacted on the resources available to maintain sports pitches through the BCC Parks Department. The Strategy makes seven clear commitments, one of which is to 'be a leading cultural City, making culture and sport accessible to all'. It plans to achieve this through 'promoting opportunities, attracting funding, protecting our city investment in culture and facilitating others'. There is also an aspiration to create a new events arena which may provide opportunities for sport.

**BRISTOL NEEDS
MORE CRICKET
GROUNDS AND
PITCHES**



Clubs in Bristol
● Clubmark Accredited Club
● Non-Accredited Club
● Where displaced clubs play

Playing Pitch Strategy

The local authority has a Playing Pitch Strategy in place, which was adopted in 2017 and which is currently being updated and which we are an active part of. The key vision for cricket in the City is:

	Protect	Enhance	Provide
Cricket	The cricket sites within the Bristol boundary to prevent no further displaced demand out of the city	The quantity, quality, and availability of the "pay and play" cricket facility stock to meet the club's needs	New cricket facilities within Bristol to meet the demand from Bristol residents and prevent any further displaced demand out of the Bristol boundary

In light of aforementioned cuts, the Council has identified the need for a different approach to management and maintenance of its playing field assets and consequently has undertaken a review of options for the contracting out of site management at some sites. The following sites have been identified to be put forward for asset transfer as part of a Council review of playing field assets and subsequently may need improvement to grass pitch and/or changing provision, to be determined once the future management operators are established:

- Netham Park
- Oldbury Court Estate

Recommendations from Bristol PPS

Key findings	Cricket recommendations
Protect	
There are a large number of pitches used by Bristol teams outside of the city boundary, suggesting a need to protect all current cricket pitches in the city to prevent further displaced demand.	When looking at potential city wide pitch changes, there is no room for reducing the number of cricket pitches.
Enhance	
There is a lack of "good" quality cricket facilities, with the pay and play ones mostly rated as "poor".	Council owned pay & play cricket facilities require investment. Identify and prioritise the sites where improvements would have the biggest impact on community provision.
Many of the clubs that own their own ground require support to improve the facilities.	Identify and prioritise the sites where improvements would have the biggest impact on community provision.
Provide	
Considering the large number of pitches used outside the city boundary, there is a need to explore all forms of new/additional provision in the city (nets, indoor, artificial wickets etc.)	When looking at potential city wide pitch changes, there is a clear identified need for additional cricket stock.
There is demand (largely from the South Asian cricket community) for additional quantity and availability of "pay and play" cricket pitches/facilities. Purchasing land for a new ground within the city is not a realistic goal for these clubs.	When looking at potential city wide pitch changes, there is a clear identified need for additional pay & play cricket stock.



Key Cricket Findings from the PPS

- There are a large number of pitches used by Bristol teams outside of the city boundary, suggesting a need to protect all current cricket pitches in the city to prevent further displaced demand.
- Considering the large number of pitches used outside the city boundary, there is a need to explore all forms of new/additional provision in the city.
- There is demand (largely from the South Asian cricket community) for additional quantity and availability of “pay and play” cricket pitches/facilities.

Summary of issue

There are not enough cricket pitches in the city to accommodate all the demand. Some of the pitches used outside of the city by Bristol teams are also under threat due to similar PPS work by South Gloucestershire Council. It has been identified that there is enough playing field land in the city, the challenge is to find sustainable cricket pitch solutions.

Bristol also has a Sports Facilities Strategy, with ANOG based methodology evidencing a need to protect all indoor halls with community use, to improve quality and level of access (particularly to schools where there is no or limited access at present) and to consider the provision of additional sports hall in future where unmet demand may be identified in future.



Club name	Disability	All Stars	Dynamos	Juniors	Girls'	Women's	Adult Sat Teams	10yr team growth demand	No. Pitches used	10 year demand for pitches/ grounds	NTP Facility Lanes	NTP demand
Bishopston		●	●	●	●	●	4	●	2	Capacity ●	2	●
Bristol Aces							1		1	Displaced/ Criteria ●	0	
Brislington		●	●	●	●	●	4		2	Capacity ●	0	●
Bristol Afghans							1		1	Displaced ●	1	●
Bristol Asians							1		1	Displaced ●	0	
Bristol Bangladeshis							1		1	●	0	
Bristol Bois							Midweek		1	●	0	
Bristol				●		●	3 ●	●	2	Capacity ●	3	●
Bristol Eagles							1		1	●	0	
Bristol Indians							1		0	No Ground ●	0	
Bristol Kannada							Midweek		1	●	0	
Bristol Lions			●	●			1 ●	●	1	Displaced ●	0	●
Bristol Malayee							1		1	●	0	
Bristol New Eleven							1 ●	●	1	Displaced ●	0	
Bristol Pakistanis				●			2 ●	●	1	●	0	
Bristol Sri Lankans				●			2	●	1	Displaced/ Criteria ●	0	
Bristol Utd Banks		●	●	●			2		2	Home ●	0	●
Bristol West Indian Phoenix		●	●	●	●	●	3	●	2	●	0	●
Charlton Super Kings							Sunday		1	Displaced ●	0	
Churchways							1		1	Displaced ●	0	
Crossbats							Midweek		1	●	0	

Easton Cowfolk							Sunday		1	●	0	
Easton Cuttlefish							1		1	●	0	
Golden Hill	●			●	●	●	7	●	4	●	2	●
North Bristol							Sunday		1	●	0	
Old Park							1		1	Displaced ●	0	
Pak Bristolians		●	●	●			2		1	●	3	●
Pakistani Express							1		1	Displaced/ Criteria ●	0	
Shine				●	●		0	●	1	●	0	
Shirehampton		●	●	●			2		1	●	1	●
St George Valley							1		1	●	0	
St Mary Redcliffe		●	●	●			3		2	●	1	●
Stapleton		●		●	●	●	4	●	2	Capacity ●	2	●
Stoke Bishop		●	●	●	●	●	1	●	1	Capacity ●	0	
Tamil Nadu							Sunday		1	Displaced ●	0	
Taverners							1		1	Displaced ●	0	
Treasury Valuers							Sunday		1	Displaced ●	0	
Twyford House		●	●	●	●	●	4		2	●	1	●
UBH							Sunday		1	●	0	
University of Bristol Staff							2		1	●	3	●
West United							Sunday		1	●	0	

- Immediate need/risk
- Projected growth/need
- In position

Immediate Priorities

BRISTOL SRI LANKANS currently play at Fry's Club, Keynsham, and are displaced from the community in Bristol. For their home games they have to travel across the city which on a good day will take 30 minutes. In addition, the cricket provision at Fry's does not meet league facility criteria which denied the club promotion following the 2022 season. A new home which meets leagues facility criteria is critical whilst a longer term vision is to bring the club into Bristol so it can build a home that serves its local community. As a forward-thinking club, it is anticipated the club would develop a youth section.

- Much like Bristol Sri Lankans, Bristol Aces CC (South Indian) who currently play out of the City at the South Gloucestershire local authority ground Page Park, and Bristol Lions who play out of Dunkerton (South of Bath, 1 hour drive for a home fixture) cannot get promoted from B&D division 5 as they both have inadequate facilities that do not meet the league criteria.
- Pakistani Express CC have a similar issue in that following the 2021 season they were relegated as their pitch and grounds did not meet league criteria. They too have to travel significant distances to get to Farmborough Recreation Ground which is a 45 minute drive from most of their homes.
- Bristol United Banks play across two sites, the Batch in Warmley, and the BAWA club. The club is progressive and has developed a junior section and would benefit from a single site they can call home to consolidate all sections into one site. This will ease the ability to form more junior teams, offer women and / or girls' cricket and form more adult playing teams as youth players move through the age groups. The latter would require the hire of another site.
- Newly formed Bristol Indians are searching for a ground. This is another example of a Bristol based club in search of playing facilities and will likely play outside of their local community in South Gloucestershire or North Somerset.



Additional observations

- 13 clubs are classed as displaced, by playing outside of their local authority area. It is recognised that this is likely to increase to 14 with new club Bristol Indians forming.
- Bishopston, Bristol, Bristol West Indian Phoenix and Stoke Bishop are identified clubs who are likely to develop additional sections and require additional or alternative playing pitch provision. Bishopston's second pitch is a pay to play agreement at BAWA. BAWA have their own midweek league which means the site is at capacity and will limit Bishopston's growth potential. Bristol will develop a 4th league playing team in 2023 causing the club to be at capacity from an adult league playing perspective. Bristol West Indian Phoenix have a growing youth section and have strong connections to the ACE Programme in Bristol which will enhance player development and progression into senior teams. It is anticipated the club will grow to four adult league playing teams and develop a women and girls section over a ten year period. Stoke Bishop have ambitions to start a second adult league playing team as early as 2024. Additional growth would require an additional pitch.
- Stapleton find themselves in a similar situation to Bishopston in that their second pitch is a pay to play rental which causes overplay at the main site. Their main site has a limited footprint in terms of dimensions. This along with recent growth of junior and women's sections has triggered the club to seek a new site to build a home. Given the inadequate number of playing pitches in Bristol, it is likely they will be pushed into South Gloucestershire.
- Brislington are at pitch capacity from an adult league playing perspective. The club has growing youth and women's sections and has more recently developed girls' cricket. It is anticipated the club will fill its existing pitch capacity in the next 10 years.
- Following significant growth of junior, women and girls' cricket alongside 4 adult league playing teams, Twyford House are at capacity.
- Golden Hill have undergone significant growth over the past 5 years by developing all sections and have obtained additional playing pitches to support and sustain this.
- Bishopston, Shirehampton, St Mary Redcliffe and Twyford House have existing non-turf practice facilities, which require investment to address safety, quality, and / or capacity challenges.
- Brislington, Bristol Lions, Bristol United Banks, and Bristol West Indian Phoenix all have wider playing offers with no non-turf practice facilities and require investment.

Priority Pavilion Projects

Brislington	Need for improvements to changing rooms, shower and toilet areas due to multiple sections at the club.
Bristol Lions	Dilapidated pavilion that needs urgent attention for club that is growing and offering a junior section.
Golden Hill	Two pitches on one site but no changing rooms near second pitch, and existing ones are not female friendly.



CHELTENHAM

The current population of the Authority (**2021 Census information, ONS**) is 118,100. This is expected to rise to 120,499 by 2032.

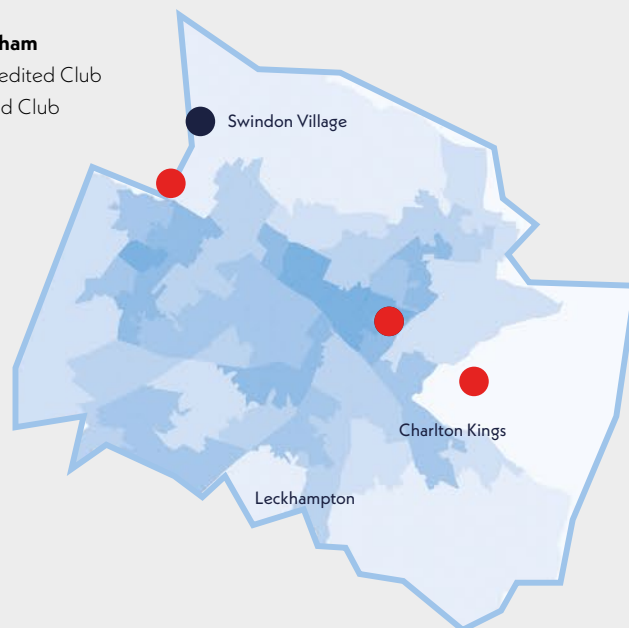
The Borough has a great diversity of communities with well-established neighbourhood-based communities including five parish councils.

24.4% of the Cheltenham population is within NS SEC classification 6-8 (lower socio-economic groups). This figure is lower than the national average (30.6%).

Cheltenham's ethnic composition is primarily White (94.3%) and this is higher than the national average (85.4%). The proportion of Cheltenham's population represented by the Ethnically Diverse community is 5.7%. This is below the national average (14.6%).

Clubs in Cheltenham

- Clubmark Accredited Club
- Non-Accredited Club



Playing Pitch Strategy

Much like Bristol, the local authority has a Playing Pitch Strategy in place, which was adopted in 2017 and which is currently being updated and which we are an active part of.

It's vision is:

"To ensure Cheltenham has the appropriate provision of playing pitch community facilities to promote active sport and provide exercise opportunity for all."

Unlike Bristol's findings the PPS concluded that for cricket there was a sufficient number of pitches to meet the demand, however, since the publication of this document in 2017, cricket has begun to look very different with significant growth thanks to the National Programmes and the investment in to the Women and Girls' game, both of which have had great impact on the small number of clubs in the Cheltenham Borough.

**CHELTENHAM NEEDS
INVESTMENT IN TO
ADDITIONAL GROUNDS
TO ENABLE MORE CLUBS
& TEAMS TO PLAY**

Housing growth scenario

By 2037 the population is projected to increase to 135,261 which is an increase of 18,766 (or equivalent to a percentage increase of 16%) according to ONS data. The Council has recognised that it is important that they secure appropriate contributions from all new developments to provide for the sporting needs arising from the residents of that development. The proposed number of new homes at each of these allocations is set out below:

Projected new homes from Cheltenham Borough PPS

Location	Number of new homes	Associated population increase
Land at West Cheltenham	1,100	2,475
North West Cheltenham	4,285 (total)	9,641
	2,225 (within Cheltenham)	
	2,060 (within Tewkesbury)	
South Cheltenham	200	450

Using team generation rates from the PPS Assessment Report it is possible to estimate the likely minimum level of provision to be generated from each development:

Projected new cricket grounds needed from Cheltenham housing growth

Location	Pitch requirement ¹
Land at West Cheltenham	No specific full pitch requirement generated
North West Cheltenham	1 x cricket pitch
South Cheltenham	No specific full pitch requirement generated

NB the increase population in each development alone is not always enough to generate a full team or pitch. For example, ONS population increases across Cheltenham and Tewkesbury applied to cricket team generation rates suggest that an increase in junior girls team and women's teams will be created and some increase in participation at an adult level but not enough to generate a full new team and therefore requirement for ground.

The exact nature and location of provision associated with these developments should be fully determined through the local planning process and in partnership with the GCF, which may, for example, include off site contributions in the form of upgrading pitches at existing sites where appropriate. For example, in relation to North West Cheltenham, improving the quality and therefore capacity of Swindon Village Playing Fields (which is closely located to the East of the development) is a recommendation - but to date in 2023, still nothing has improved.

Club name	Disability	All Stars	Dynamos	Junior Sections	Girls'	Women's	Adult Sat Teams	10yr team growth demand	No. Pitches used	10 year demand for pitches/ grounds	NTP Facility Lanes	NTP demand
Charlton Kings	●	●	●	●	●	●	4	●	2	●	3	
Cheltenham		●	●	●	●	●	3 ●	●	2	●	5	
Cheltenham Civil Service				●			3		2	●	1	●
St Stephens							Friendly		1	●	0	

- Immediate need/risk
- Projected growth/need
- In position

Immediate Priorities

- The three major cricket clubs in Cheltenham, Charlton Kings, Cheltenham, and Cheltenham Civil Service all have needs surrounding their second cricket pitches.

CHARLTON KINGS have had a longstanding relationship with St Edwards School who have provided a home for their third and fourth teams along with hosting junior, women, and girls games too. The site is adjacent to the club's main ground and the cricket club and school have shared resources surrounding the preparation of the ground to make cricket possible for both the school and the club. Now that there is a greater emphasis from the school to play cricket it has increased the demand to utilise their own facilities. This presents an immediate risk to the cricket club who may not be able to continue to play cricket on the site post 2023. The Foundation is working with the club and Cheltenham Borough Council to explore ways to resurrect a site formerly used for cricket. A Performance Quality Standard Assessment (PQS) has been carried out by the Grounds Management Association at a number of sites across Cheltenham. Investment will be required to get pitches ready for play. Recognising Charlton King's new pavilion on their main site, which is accessible, it is the most suited club to start club based disability cricket activity too. This club faces the real risk that for the 2024 season, 2 of its adult Saturday teams are homeless, along with a number of their junior teams. It's main ground only has a small square too, making it even harder for this club.

- Cheltenham's main site has two pitches, however, due to the standard of cricket the first team play and suitable boundary sizes, there is insufficient space between the two pitches for a second game to be played at the same time. On the alternate week, the club's second and third teams play side by side, which is less than ideal and again a probable health and safety risk. As a growing club, with large junior, women, and girls sections the club requires a second venue suitable to host fourth team cricket and additional fixtures.
- Cheltenham Civil Service are working with Cheltenham Borough Council to take on the lease for the Swindon Village Playing Field site from St Stephens following the conclusion of the 2023 season. The club currently pay to play on the site. End of season renovations have not been carried out there for a number of years which has created a substandard playing surface that is in continual decline. In addition, the pavilion is old and tired, and because of this, investment would be wasted on the existing structure. At the main Civil Service Ground, the existing one lane net bay requires refurbishment, however additional net lanes would be advantageous to support projected growth in line with new housing in surrounding areas.
- For a town the size of Cheltenham, there are a small number of cricket clubs and an even smaller number of clubs with wider playing offers. There is recognition that even with clubs having additional playing pitches, clubs will not be able to service the area with an increasing and active population.

Priority Pavilion Projects

Cheltenham	The club has the intention of developing a disability section but the club is not currently set up for this as it has no disability toilets. The club also has a fast developing women and girls section and yet the changing rooms and shower rooms at the club are old and need modernising.
-------------------	--



COTSWOLD

The current population of the Authority (**2021 Census information, ONS**) is 90,800. This is expected to rise to 105,282 by 2032. 80% of Cotswold District Council falls within the Cotswolds Area of Outstanding Natural Beauty (AONB). The main settlements that feature in this area are Cirencester, Moreton in the Marsh, Bourton-on-the-Water, Chipping Campden, Fairford, Lechlade, Northleach, Stow-on-the-Wold and Tetbury.

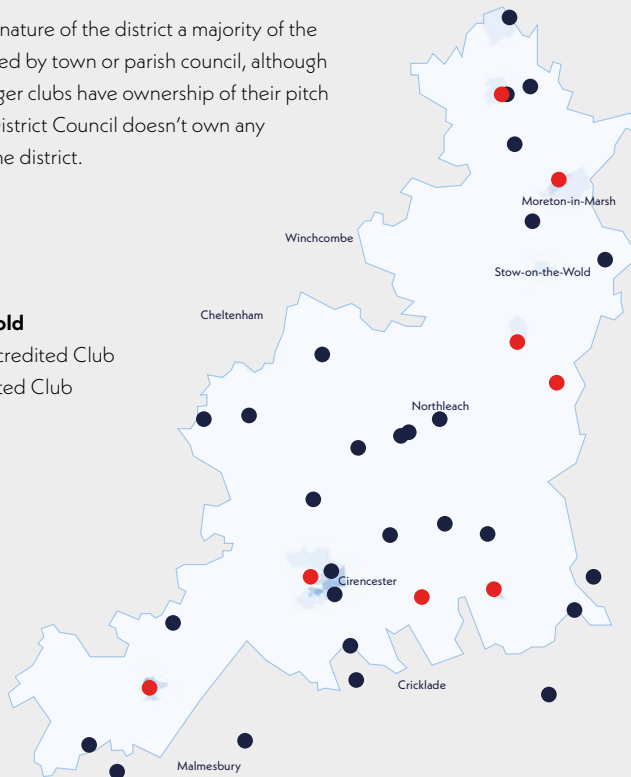
23.8% of the Cotswold population is within NS SEC classification 6-8 (lower socio-economic groups). This figure is lower than the national average (30.6%).

Cotswold's ethnic composition is primarily White (97.8%) and this is higher than the national average (85.4%). The proportion of Cotswold's population represented by the Ethnically Diverse community is 2.2%. This is below the national average (14.6%).

Due to the rural nature of the district a majority of the pitches are owned by town or parish council, although some of the bigger clubs have ownership of their pitch provision. The District Council doesn't own any pitches within the district.

Clubs in Cotswold

- Clubmark Accredited Club
- Non-Accredited Club



70%
OF COTSWOLD CLUBS
ARE AT RISK WITH ONLY
1 ADULT TEAM

Playing Pitch Strategy

The local authority has a Playing Pitch Strategy in place, which was finalised in 2022 and which the GCF were a major part of in its production.

The vision for the strategy is:

“To ensure that there are enough playing pitches and related facilities in Cotswold District of the right type, the right quality and in the right place to meet the needs” of the inhabitants of the district now and in the future.”

Cricket – supply and demand summary

Whilst recognising that there is a huge amount of cricketing activity that takes place in the Cotswold District, the reality is that as a district it has the most cricket clubs and cricket grounds per population meaning that this part of Gloucestershire is well serviced for facilities. However, it isn't as simple as that because population growth areas do not always have facilities close to them and so as we find in the Cotswolds, many of the growing cricket clubs are in actual need for additional facilities.

This is shown in the table below, extracted from the PPS, where it shows that the growth in the south of the Cotswold District creates significant overplay.

Summary of overplay by analysis area

Analysis area	Overplay (sessions per season)
Mid	
North	8
South	57
Cotswold	65

The PPS summaries for cricket:

- The current broad position in Cotswold is actual spare capacity for peak time senior men's cricket, with all remaining formats also able to be accommodated.
- Actual spare capacity of 79 MES is present for Saturday demand, a figure that once future demand through Sport England's Playing Pitch Calculator is considered, is removed and overplay of 5 MES is identified.
- Sunday and Midweek demand continues to display actual spare capacity once future demand is accounted for.
- The impact of club aspirations which be explored in the Strategy & Action Plan.
- Eight sites are overplayed, these are; Cirencester CC (both squares), Great Rissington CC, King George V Playing Field (Northleach), Meysey Hampton Playing Fields, Upper Up Playing Fields, Barnsley Beeches CC, Cowley CC and Chedworth CC. Total overplay equates to 65 MES.

Cricket – supply summary

- In total, there are 36 active cricket sites in Cotswold consisting of grass squares.
- In total there are 39 grass wicket squares across 36 sites of which 34 squares are available for community use across 33 sites. The three non-community accessible sites are Rendcomb College, The Cotswold School and Westonbirt School and Leisure Centre.
- There are seven standalone NTP's within Cotswold all of which are located at education sites and are not available for community use.
- Six clubs in Cotswold have freehold ownership of its sites, 12 have lease agreements in place and four rent its sites. The remaining clubs either have verbal agreements or are merely on good terms with the landowners.
- The audit of community available grass wicket cricket squares found six to be good quality, 19 to be standard quality and nine to be poor quality.
- Several clubs report issues relating to ancillary provision including clubs such as Ampney Crucis CC, Fairford CC and Williamstrip CC.
- Tetbury CC, Faiford CC, Cirencester CC, Bibury CC, Williamstrip CC and Ampney Crucis CC are all in the process of or have ambitions to enhance its ancillary provision offering.
- Nine clubs state the demand for additional training facilities at its home site, with developments including the installation of new fixed practice nets and NTP's.
- There are five disused squares (former grass pitch) within Cotswold.

Cricket – demand summary

- **Future demand for cricket is identified through team generation rates using Sport England's Playing Pitch Calculator. This equates to the growth of seven senior men's teams, one senior women's team and five junior boys teams by 2031.**
- Club aspirations equate to the potential growth of four senior men's teams, two senior women's teams, six junior boys teams and one junior girls teams. A strategy exploring how future demand through club aspirations shall impact the supply and demand balance shall be explored in the accompanying strategy report.
- Ampney Crucis CC hosts the only example of imported demand within Cotswold whilst accommodating Swindon Nomads CC. The Club began accessing the site as of 2012, and share pitch allocation with Poulton CC. There are no identified instances of exported demand.

Much of the above sounds a very positive picture but the reality is that many of the Cotswold clubs and grounds are based around one team and the facilities are old and tiring. In the last 10 years we have lost over 10 clubs from the Cotswold District and sadly we do not see this trend slowing down anytime soon. Whilst rich in grounds the district is not rich in quality provision for cricket and investment needs to go in to help and support not only the big 6 of Cirencester, Poulton, Fairford, Bourton Vale, Chipping Campden and Great Rissington, but also the smaller village clubs that offer a needed service to their local community.



Disused provision

There are five disused cricket squares in Cotswold located at the following sites:

- Avening and Cherington CC
This is not in a terrible condition due to the club only recently folding. The provision is not prepared; however, it is in a much better condition than other disused sites in the district.
- Guiting Power Village Hall
The ground no longer hosts any grass wicket squares and its open space now shows grid markings for children's games.
- Kempsford CC
Kempsford CC is in an overgrown state with long reeds and lots of grass across both the square itself and the outfield
- Stow-On-the-Wold CC
This site now acts as a public park under the name of Queen Elizabeth II Field.
- Windrush Valley Field
This is in a very overgrown condition with long dry grass on its square and outfield.

Housing Growth Scenarios

The PPS that is currently in draft stage D, identifies that the projected housing growth will increase demand for football, rugby union, hockey and cricket. However, the level of demand generated for each sport, will not require new provision to be provided.

As the demand generated from the housing growth does not equate to a whole pitch for cricket (or in fact any of the sports), contributions for these size of developments would be better focused on improving existing sites in the locality to increase capacity to an appropriate level. The PPS and in particular the Action Plan, be used to identify suitable sites.

To provide the greatest impact, contributions from housing developments could be pooled together to improve key sites. The action plan will identify high priority sites which would likely provide the most benefit from investment.



Club name	Disability	All Stars	Dynamos	Juniors	Girls'	Women's	Adult Sat Teams	10yr team growth demand	No. Pitches used	10 year demand for pitches/ grounds	NTP Facility Lanes	NTP Practice demand
Adlestrop							1		1	●	1	●
Andoversford		●	●	●			1		1	●	0	●
Ashton Keynes				●		●	1	●	1	●	0	●
Barnsley Beeches		●	●	●			1	●	1	●	0	
Bibury		●	●	●			1	●	1	●	1	●
Birdlip & Brimpsfield		●	●	●			2		1	●	3	●
Blockley							1		1	●	3	●
Bourton Vale		●		●	●	●	3	●	2	●	3	●
Central Hall							1		1	●	0	
Charlton							1		1	●	0	
Chedworth							1		1	●	0	
Chipping Campden		●	●	●	●	●	2 ●	●	1	Capacity ●	2	●
Cirencester	●	●	●	●	●	●	4 ●	●	2	Capacity ●	3	●
Cowley							Sunday		1	●	0	
Didmarton							Sunday		1	●	0	
Ebrington							Sunday		1	●	0	
Fairford		●	●	●	●	●	2	●	1	Capacity ●	2	●
Gloucestershire Gipsies							Sunday		1	●	0	
Great Rissington		●	●	●	●	●	2	●	1	Capacity ●	2	●
Langford		●		●	●	●	3	●	2	Capacity ●	2	●
Lechlade		●	●	●	●	●	1 ●	●	1	●	2	●

Longborough & Sezincote							1		1	●	0	
Minety & Northleach							1		1	●	0	
Moreton In Marsh	●	●	●	●			2	●	1	●	2	●
North Cerney							1		1	●	0	
Poulton		●	●	●	●	●	3		2	●	2	●
Sherston Magna		●		●			1	●	1	●	2	●
Siddington							Sunday		1	●	0	
South Cerney							1		1	●	1	●
Stowell Park							Sunday		1	●	2	●
Tarbarrow							Sunday		1	●	0	
Tetbury				●	●	●	3	●	1	Capacity ●	2	●
Williamstrip							1		1	●	0	

- Immediate need/risk
- Projected growth/need
- In position

Immediate Priorities

- Tetbury are one of the fastest growing clubs in Gloucestershire and have an immediate demand for a second pitch. The club's third team have been using a Flickx roll out matt for league games, which is unsustainable and investment into a second pitch is essential. In addition, their junior section is growing too, meaning in the next ten years there will be an oversupply of cricketers looking for adult opportunities.

Additional observations

- Cirencester have one of the largest junior sections in Gloucestershire and certainly the biggest in the Cotswold area. It is inevitable that the number of junior and girls' teams at each age group will increase and there will be additional demand for adult and women's cricket. Even with a double pitch venue, the likelihood is there will be a greater need and a new pitch would enable the club to establish 6 adult playing teams very quickly. In addition, investment into the two existing pitches is required.
- The large population areas of Cirencester and Moreton-in-Marsh make these clubs natural fits for establishing club-based disability cricket offerings as there is no current offering in the Cotswold district. Facility investment would be necessary to become disability compliant.
- Chipping Campden is a growing club with a brand-new pavilion. The club's junior, women and girls' sections are largely in their infancy, but are developing fast. Should the club continue on this upward trajectory it will soon maximise its potential and undoubtedly require additional playing pitches.
- Ashton Keynes has ambitions to start a women's team, which is likely in 2023. They have also decided to put a concerted effort in to their junior section and have identified the need for practice facilities to make this appealing.

COTSWOLD has 23 clubs who have 1 adult team and of these, 14 do not have a wider playing offer such as, a junior section. This places these clubs at high risk and it is projected that clubs could be lost over the 10 year period of the strategy unless wider playing offers are established.

- In line with expected population growth in Cirencester and the spill out into the rural communities, Bibury with its existing infrastructure is well positioned to develop a youth section. Investment into the existing net provision would be required. Equally, Fairford with their existing playing offers will likely see benefit from the growth and their one pitch provision could reach capacity. Barnsley Beeches have expressed an interest in developing youth cricket. Investment in the club's toilet facilities would be a necessity.
- Moreton-in-Marsh have the potential to add girls' cricket to their playing offer to provide sustainability to their existing women's section and have the potential need for a second pitch.
- Langford use Lechlade Cricket Club to play third team fixtures. With Lechlade rebuilding, it will not be long before juniors are transitioning to adult cricket and the club field two Saturday league teams once again. This would mean that Langford 3s become homeless and any further growth would again be looking for new pitches in a very rural area.
- Andoversford and Ashton Keynes have wider playing offers with no non-turf practice facilities and require investment.
- The long-term sustainability of women's cricket at Bourton Vale, Great Rissington and Langford will be strengthened through the development of girls' cricket. In addition, Lechlade are shown as having the potential to develop women and girls' cricket once their youth section is fully established.

Priority Pavilion Projects

Ampney Crucis	Very old, small, clubhouse that is almost at a state of disrepair. The club host Poulton 3s and a Swindon side and has a facility that is close to being condemned.
Cirencester	The biggest club in the Cotswold area that is limited by what it can do to its pavilion due to it being listed. The site has two grounds and only one set of changing rooms. The ambition is to add a second, smaller, changing room block by the second pitch so supporting all players of the club.
Fairford	Need for improvements to changing rooms, shower and toilet areas due to multiple sections at the club.
Langford	Dilapidated pavilion at a club that has grown significantly in size. A new pavilion is needed that supports all of the clubs sections and members. Along with Frenchay CC, the biggest club pavilion priority across the county.
Moreton in Marsh	Old pavilion that needs either significant refurbishment or replacement. The club has juniors and a current women's section but the facility is old and doesn't cater well for its members.
Poulton	A club with multiple sections and a very nice pavilion, but the pavilion has been designed for male cricket and with a big women and girls section, the pavilion needs to be brought up to what the current membership require.

FOREST OF DEAN

The current population of the Authority (**2021 Census information, ONS**) is 87,000. This is expected to rise to 96,056 by 2031. As a rural area with a small number of more densely populated towns, the district has a wide range and mix of playing pitch site owners and managers. The District Council does not manage any playing field sites, with the majority managed by either Freedom Leisure on behalf of the District Council (across a portfolio of dual-use school sites), or through a mixture of parish or town council or private ownership.

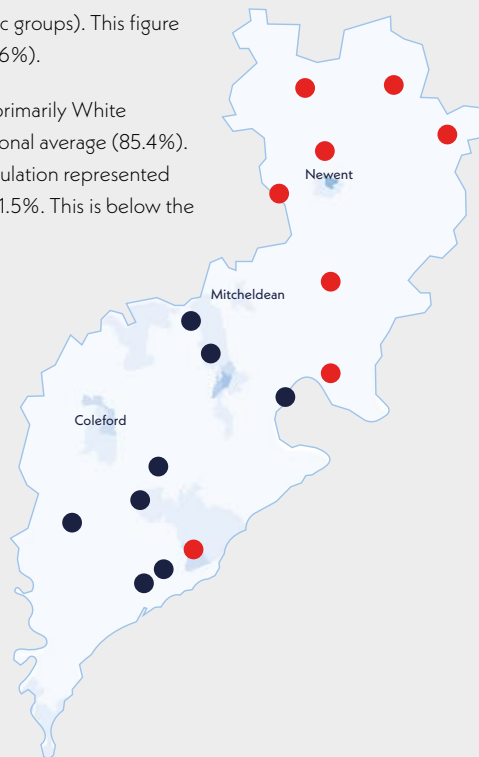
The current population in Forest of Dean is 86,7912. This is predicted to rise to 100,3093 by 2041 (in line with the Local Plan), representing population growth of 16%. Part of the District takes in the Wye Valley Area of Natural Beauty (AONB), where the local authority border is marked by the River Wye running through it, the other part located in Wales.

31.9% of the Forest of Deans' population is within NS SEC classification 6-8 (lower socio-economic groups). This figure is higher than the national average (30.6%).

Forest of Dean's ethnic composition is primarily White (98.5%) and this is higher than the national average (85.4%). The proportion of Forest of Dean's population represented by the Ethnically Diverse community is 1.5%. This is below the national average (14.6%).

Clubs in Forest of Dean

- Clubmark Accredited Club
- Non-Accredited Club



THE FOD DISTRICT NEEDS MORE CRICKET GROUNDS / PITCHES TO SUPPORT THE GROWTH OF THE GAME

Playing Pitch Strategy

The local authority has a Playing Pitch Strategy in place, which was finalised in 2021 and which the GCF were a part of in its production.

It's vision was:

'to provide a robust and objective assessment of the current quality and quantity of pitch provision and changing facilities, to determine the need now and in the future'

The findings from the recent PPS indicate that the Forest of Dean District is in fact well catered for in terms of the number of grounds available to the cricket clubs, and the squares within them.



Forest of Dean projected demand on pitches

Sport	Analysis area	Current demand (2021)		Future demand (2041)
		Pitch type	Current capacity balance in MES[1] per week	Future capacity balance in MES per week[1]
Cricket	North	Saturday	Spare capacity of 26	Shortfall of 1
		Sunday	Spare capacity of 30	
		Midweek	Spare capacity of 50	
	Central	Saturday	Spare capacity of 54	Spare capacity of 54
		Sunday	Spare capacity of 60	Spare capacity of 60
		Midweek	Spare capacity of 80	Spare capacity of 70
Cricket	South	Saturday	Spare capacity of 9	Shortfall of 9

Since the production of the PPS the district area has seen significant growth and as such already clubs have needed to find additional grounds and there are plans in place for new facilities to support some of the other growing clubs.

PPS Assessment Report summary

- In conclusion, there is sufficient supply of cricket provision at a Districtwide level to cater for current and future demand for both senior and junior cricket across Forest of Dean.
- However, there are some Area specific future shortfalls expected for senior Saturday cricket in the North and South analysis areas. The shortfall in the North area is minimal and can be sustained.
- The level of demand for cricket is such that new provision will be required.
- In total, there are 21 grass cricket squares in the Forest of Dean, with all 21 available for community use.
- There are non-turf pitches accompanying grass wicket squares at four sites and there are standalone non-turf pitches at four sites.
- Corse and Staunton CC is currently looking and fundraising for a second square, ideally close to its current home site (Queen Elizabeth II Playing Field Corse & Staunton).
- The audit of community available grass wicket cricket squares found 17 to be good quality and the remaining four to be standard quality; none are assessed as poor.
- Alvington and Woolaston CC reports its facility is sub-standard and is without changing rooms, toilets, electricity or water.
- All remaining clubs have access to changing room facilities, with nine of the ten responding clubs listing provision as good quality and one with standard quality provision.
- Eight of the 11 responding clubs report demand for new, improved or additional training facilities.
- Four of the 11 responding clubs report that demand has increased in some form over the previous three years with only Newent CC reporting a decrease relating to its junior membership.
- Future demand for two junior teams is predicted via population growth, whilst club aspirations equate to the potential growth of five senior men's, two senior women's and five junior boys and one junior girls' team.
- There are seven squares that show potential spare capacity on grass wickets on Saturdays, 17 on Sundays and 16 during midweek for junior cricket.
- One site is overplayed: Huntley Cricket Club, by ten match equivalent sessions.
- Five clubs indicate a desire to field additional senior teams. All of these aspire to field additional Saturday teams although only Alvington and Woolaston and Newent cricket clubs have the capacity to do so on their current facility stock. Dymock and St Briavels cricket clubs also plan to establish women's teams although only St Briavels has capacity to do so. For other clubs, demand will either have to be fielded outside of peak time, or alternative venues will be required.

Housing Growth Scenarios

The Playing Pitch Strategy provides an estimate of demand for pitch sport based on population forecasts and club consultation to 2041 (in line with the New Local Plan period). This future demand is translated into teams likely to be generated, rather than actual pitch provision required. The Sport England Playing Pitch Calculator (PPC) adds to this, updating the likely demand generated for pitch sports based on housing increases and converts the demand into match equivalent sessions and the number of pitches required.

The scenarios below show the additional demand for cricket pitches generated from housing growth over the Local Plan period. The indicative figures assume that population growth will average 2.3 per dwelling (based on the national average occupancy rate).

The number of pitches required in the following table has been rounded up or down accordingly, however, capital and revenue costs are based on indicative pitch costs, proportionate to the total match equivalent sessions required rather than just whole pitches required. Though increases in match sessions for some sports are not sufficient to warrant the creation of new pitches, the associated costs have been incorporated and investment into alternative sites could instead be considered to increase capacity to accommodate this new demand.

The New Local Plan identifies a housing delivery requirement of at least 6,600 new homes over the next eighteen years to meet the Authority's needs.

The estimated additional population derived from this level of housing growth is 15,180 (based on 6,600 dwellings being delivered). This population increase equates to 112.49 match equivalent sessions of demand per season for cricket.

Estimated demand and costs for new pitch cricket provision

Pitch type	Estimated demand and costs for new provision				
	Number of pitches to meet demand	Capital cost	Lifecycle Cost (per annum)	Changing rooms (numbers)	Changing rooms (capital cost)
New Local Plan (6,600)	5	£762,572	£154,039	5	£891,821

Lifecycle costs are based on the % of the total project cost per annum as set out in Sport England's Life Cycle Costs Natural Turf Pitches and Artificial Surfaces documents (2012)



Club name	Disability	All Stars	Dynamos	Juniors	Girls'	Women's	Adult Sat Teams	10yr team growth demand	No. Pitches used	10 year demand for pitches/ grounds	NTP Facility Lanes	NTP Practice demand
Alvington & Woolaston		●	●	●			1	●	1	●	0	●
Aston Ingham		●	●	●	●	●	4		2	●	2	●
Bream		●	●	●	●	●	1	●	1	Capacity ●	0	●
Cinderford St John's	●	●	●	●			2	●	1	●	1	●
Corse & Staunton		●		●	●	●	3 ●	●	2	Capacity ●	3	●
Dymock		●	●	●		●	2 ●	●	1	Capacity ●	1	●
Eldersfield							1		1	●	0	
Forest Exiles							1		1	●	0	
Huntley		●	●	●	●	●	1	●	1	Capacity ●	1	●
Lydney		●	●	●	●	●	3	●	2	Capacity ●	2	●
Newent		●	●	●	●	●	3	●	2	●	2	●
Newnham On Severn				●			0		1	●	0	
Parkend				●			2		1	●	1	●
Penallt & Redbrook							1		1	●	0	
Redmarley		●	●	●			2		1	●	1	●
Ruardean Hill				●		●	2		1	●	0	●
St Briavels							2		1	●	0	
Westbury-on-Severn		●		●	●	●	2	●	1	●	2	●

- Immediate need/risk
- Projected growth/need
- In position

Immediate Priorities

Corse & Staunton's third team are playing at Newent, 15 minutes away and the club are pursuing plans to build a second ground in an adjacent field to the main club. It is planned for a new pavilion to be erected on the far side of the main site, to service the second ground.

Dymock have also started a third team who are struggling to find a ground to use in the 2023 season as the availability of pitches in the area are limited. The obvious location is Newent as it is a 5-minute drive, however, this is not possible as it is occupied by Corse & Staunton and Newent third teams. This places a greater emphasis on the need for the additional pitch at Corse & Staunton.

Additional observations

- Bream's junior, women and girls' sections are in their infancy, but if they continue on this trajectory, they will require an additional playing pitch to support additional teams i.e. a second Saturday team, additional junior and girls' age groups.
- Similar can be said about Huntley, Ruardean Hill and Lydney who are also on the up and it is anticipated they will add to their playing offers.
- As the main urban area, Cinderford is highlighted as the most suited to develop a disability section and would require investment into its facilities to be made disability compliant.
- Huntley need investment into additional non turf practice facilities. Ruardean Hill have no existing non turf practice facilities which are necessary to support their growth.

THE FOREST OF DEAN serves cricket well because over 50% of clubs have wider playing offers (juniors, women and / or girls) and this, in line with population growth is and will continue to place a need for more pitches across the district.

Priority Pavilion Projects

Alvington & Woolaston	A club with real aspirations to grow and yet only have a container as a pavilion. The need is for a pavilion to enable the club to grow and attract new sections.
Bream	A fast developing club that has invested in social space but has poor changing rooms that are used for mixed sports. Small in size and not female friendly and yet the club has a quickly developing women's and girls' section.
Cinderford St Johns	The pavilion is old and has problems with its roof and changing room block. The club has females that play for the club but the facilities are antiquated. The pavilion needs urgent attention as currently the changing rooms cannot be used.
Corse & Staunton	The club are looking to develop a second ground and to cater for the teams that play on it, a changing room block and storage facility will be required.
Newent	Old pavilion that needs either significant refurbishment or replacement. The club has juniors and a current women's section but the facility is old and doesn't cater well for its members. The club has outgrown its pavilion.

GLOUCESTER

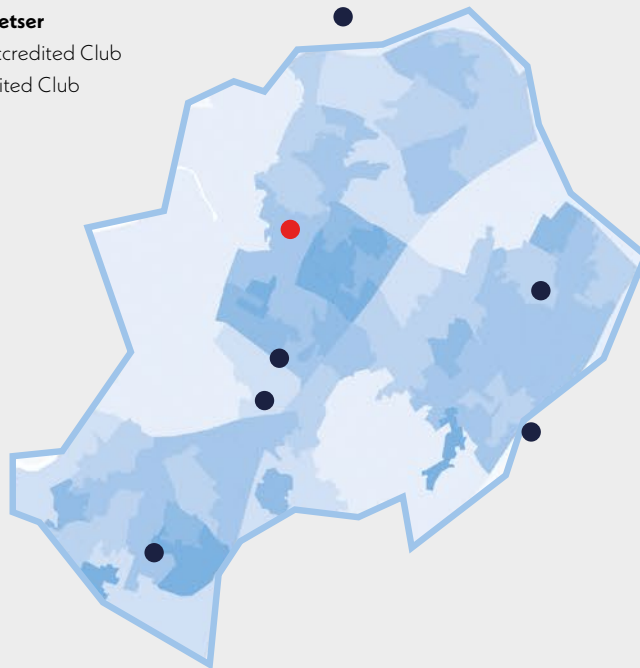
The current population of the (2021 Census information, ONS) is 132,500. This is expected to rise to 136,724 by 2032.

34.5% of the Gloucester population is within NS SEC classification 6-8 (lower socio-economic groups) and this is higher than the national average (30.6%).

Gloucester's ethnic composition is primarily White (89.1%) and this is higher than the national average (85.4%). The proportion of Gloucester's population represented by the Ethnically Diverse community is 10.9%. This is below the national average (14.6%).

Clubs in Gloucester

- Clubmark Accredited Club
- Non-Accredited Club



GLOUCESTER NEEDS INVESTMENT IN TO ADDITIONAL GROUNDS TO ENABLE MORE CLUBS & TEAMS TO PLAY

Playing Pitch Strategy

2015 was the last time that a Gloucester PPS was produced, which covered a timeline up to 2025. The content of the document is therefore very out of date and not particularly relevant to where we find ourselves 10 years after the data was collected. The GCF are now working with Gloucester City Council to help support the new PPS which it is hoped will be launched in 2024.

At the time of its production the vision from the PPS was:

'To provide an accessible, high quality and sustainable network of outdoor sports facilities, which provide opportunities for all residents to access good sport, physical activity and recreation facilities'.

At the time of the strategy, it was felt that the facilities in Gloucester met current demand in terms of quantity but there were shortfalls in terms of quality on majority of pitches. It was also felt that future demand (up to 2031) would likely see an increase in teams if quality of pitches improved and junior sections became established.

Since 2015 National Programmes and Women & Girls' investment have taken place which has seen rises in many clubs' sections and the birth of significant clubs like Quedgeley & Hardwicke CC. The picture is now very different so the production of a new PPS for the city will be timely.

Whilst the Council have not produced a further PPS since 2015, the Officers of the Council have continued to work in this area and improvements have continued to be made, none more so than the investment that has gone in Gloucester CC's ground, at The Spa.

At the time the key issues were seen as below:

- Three squares are considered good quality and 10 standard quality with one poor quality square – this is still very relevant today.
- Clubs generally report the condition of squares as adequate but highlight issues with outfielders being poor quality – this is still very relevant today.
- There has been a reduction in the number of cricket pitches as a reflection of the decline in demand for cricket over the past decade albeit pitch quality has also affected usage – this is true and since 2015 more clubs have disappeared.
- Only Gloucester CC has secure tenure of its home site through a lease with the Council, whereas all other clubs rent school or Council pitches. This may explain the previously nomadic nature of clubs and limits potential for development and access to grant funding – still very true.
- Plock Court is underused and King George V is used only on a Saturday but is booked up throughout the 2015 season – Plock Court is now managed by the University and used each Saturday, whereas King George V sees very little action.

- Crypt School is overplayed by a total of 25 match sessions per season. The pitch only contains five grass wickets and with school fixtures and community use by Gloucester AIW CC it is deemed to be overplayed – still very much the case, especially now that AIW have a junior section.
- Of those sites with existing community use, there are five which show potential spare capacity on grass wickets in Gloucester.
- Overall, there is sufficient capacity within Gloucester to accommodate current and future demand on existing squares, however; there is a lack of access to high quality playing and ancillary facilities – still very true.

Club name	Disability	All Stars	Dynamos	Juniors	Girls'	Women's	Adult Sat Teams	10yr team growth demand	No. Pitches used	10 yr demand for pitches/ grounds	NTP Facility Lanes	NTP Practice demand
Arcadians Nine Elms							2		1	●	0	
Coopers Edge CC		●	●	●			Midweek		1	●	0	●
Gloucester A.I.W.				●			1 ●	●	1	Capacity ●	0	●
Gloucester		●		●	●	●	3	●	2	Capacity ●	4	●
Gloucester Harlequins							Midweek		1	●	0	
Quedgeley							Midweek		1	●	0	
Quedgeley & Hardwicke	●	●	●	●	●	●	3 ●	●	2	Capacity ●	2	●

- Immediate need/risk
- Projected growth/need
- In position

Additional observations

- Gloucester CC is well placed to grow and has the training provision to support this. The restricting element for the club is their second ground which is occupied on alternate Saturdays by Kingsholm.
- Gloucester AIW are increasing their usage midweek as their junior section develops. The club play at Crypt School who have ambitions themselves to develop their existing playing offer for boys and establish cricket for girls. This will place a greater demand on a small square which the club is aware of and has begun to investigate alternative options.
- Gloucester AIW and Coopers Edge have no net provision which they both require as their junior sections evolve.

QUEDGELEY & HARDWICKE have established junior, women, and girls' sections that continue to grow. The club is located in one of the most densely populated areas on the edge of Gloucester and continued growth of teams across all areas is likely. This will place a strain on the existing pitch provision. Their second ground is a pay to play facility which is of a low standard and does not provide the welcoming environment that young players and their families require.

- Gloucester Harlequins are displaced as they play out of the city at Kingsholm.
- For the City of Gloucester, the third most populated area of Gloucestershire, there are a very small number of cricket clubs and an even smaller number of clubs with wider playing offers. There is recognition that even with clubs having additional playing pitches, clubs will not be able to service the area. Gloucester is recognised as the most inactive area within Gloucestershire which goes hand in hand with the limited amount of cricket playing opportunities available.

Priority Pavilion Projects

Gloucester

The club is the only one in the centre of Gloucester and the ambition is to develop a women and girls section from it. The clubs changing room facilities are not set up for this and will need either replacement or significant refurbishment.



SOUTH GLOUCESTERSHIRE

The current population of the Authority (**2021 Census information, ONS**) is 290,400, which is expected to rise to 325,411 by 2032.

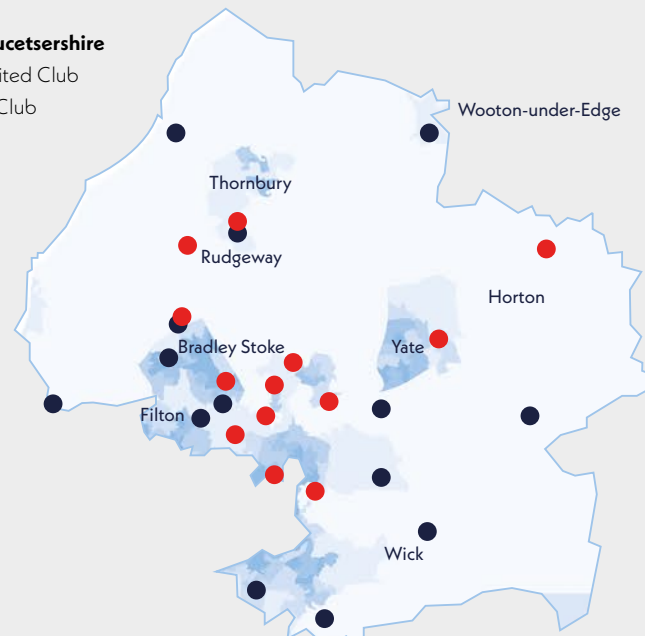
26.5% of the South Gloucestershire population is within NS SEC classification 6-8 (lower socio-economic groups).

South Gloucestershire’s ethnic composition is primarily classed as White (95.0%) which is much higher than the national average (85.4%). The proportion of South Gloucestershire’s population represented by the Ethnically Diverse community is 5.0%. This is below the national average (14.6%).

South Gloucestershire shares its southern border with the Northern and Eastern fringes of Bristol, with much migration between the two local authorities. In practice, many residents consider parts of South Gloucestershire as an extension of Bristol when it comes to access to facilities and services. Both local authorities need to accommodate significant housing growth over the coming years (especially on the border between each) and should be considered alongside each other with regards to sports facility planning, given the way residents utilise facilities.

Clubs in South Gloucestershire

- Clubmark Accredited Club
- Non-Accredited Club



SOUTH GLOUCESTERSHIRE NEEDS MORE GROUNDS / PITCHES DUE TO THE URBAN BRISTOL SPREAD

South Gloucestershire Council Playing Pitch Strategy (PPS)

Work has recently taken place with Knight Kavanagh & Page to prepare the cricket aspect of the council’s PPS (2023). As with all things facilities and reliance on clubs, the picture below is not a full one due to the response rate from clubs, however, it is an almost complete picture and one that is supportive of this strategy.

South Gloucestershire projected demand on pitches

Sport	Analysis area	Pitch type	Current demand	Future demand (2038)
			Current capacity balance	Future capacity balance
Cricket	Bristol East	Saturday	Spare capacity of 12	Shortfall of 24
		Sunday	Spare capacity of 70	Spare capacity of 70
		Midweek	Spare capacity of 90	Spare capacity of 78
Bristol North	Bristol North	Saturday	Shortfall of 13	Shortfall of 49
		Sunday	Spare capacity of 17	Spare capacity of 17
		Midweek	Spare capacity of 17	Spare capacity of 11
Rural areas & Severnside	Rural areas & Severnside	Saturday	Spare capacity of 54	Shortfall of 66
		Sunday	Spare capacity of 160	Spare capacity of 160
		Midweek	Spare capacity of 366	Spare capacity of 312
Thornbury	Thornbury	Saturday	Shortfall of 6	Shortfall of 18
		Sunday	Spare capacity of 4	Spare capacity of 4
		Midweek	Shortfall of 6	Shortfall of 6
Yate & Chipping Sodbury	Yate & Chipping Sodbury	Saturday	Played to capacity	Played to capacity
		Sunday	Played to capacity	Played to capacity
		Midweek	Played to capacity	Shortfall of 6

PPS Assessment Report summary

- In conclusion, there is sufficient supply of cricket provision at a Districtwide level to cater for current demand for both senior and junior cricket across South Gloucestershire.
- When considering future demand, a shortfall is expected to be generated for Saturday cricket and for midweek cricket in the Yate & Chipping Sodbury Analysis Area.
- In total, there are 46 grass cricket squares in South Gloucestershire, with 43 available for community use.
- A cricket square is proposed as part of the new secondary school at Lyde Green.
- Of the responding clubs, seven clubs have freehold of their home venues whilst 12 have lease agreements in place. The remaining 14 clubs rent their playing provision.
- The audit of community available grass wicket cricket squares found 26 to be good quality, 16 to be standard quality and one to be of poor quality.
- Hallen, Charfield, Almondsbury and Westerleigh cricket clubs are without access to ancillary provision at their home venues whilst nine clubs are serviced by poor quality facilities.
- Of the responding clubs, 19 report demand for new, improved or additional training facilities.
- There are 39 clubs in South Gloucestershire which collectively provide 115 senior men's, 11 senior women's, 92 junior boys and 19 junior girls' teams.
- Future demand for 19 senior men's, one senior women's, 15 junior boys and two junior girls' team is predicted via population growth although this falls to 17 senior men's, one senior women's, 12 junior boys' and one junior girls team when broken down by analysis area.
- Of the 26 responsive clubs in South Gloucestershire, 13 indicate aspirations to increase levels of participation. This amounts to a total predicted growth of 38 teams, equating to ten senior men's, five senior women's and 23 junior teams.
- There are five squares that show potential spare capacity on grass wickets on Saturdays, 20 on Sundays and 25 during midweek for junior cricket.

In South Gloucestershire, overplay is identified on five sites by a total of 49 match equivalent sessions per season. This is broken down in the table below.

South Gloucestershire summary of overplay

Site ID	Site name	Analysis area	Overplay (matches per season)
8	Baileys Court Activity Centre	Bristol North	12
71	Jubilee Playing Field	Thornbury	6
92	Mile Straight Sports & Social Club	Bristol North	1
139	Tockington Manor School	Rural areas & Severnside	15
179	Rockhampton Cricket Club	Rural areas & Severnside	15
Total			49



Accommodating future demand

Of the 12 clubs that express aspirations to increase their number of junior teams, seven have capacity to fully accommodate their junior demand aspirations on their current facility stock. However, both sites used by Bristol United Banks CC (Coronation Park and BAWA Healthcare & Leisure) are deemed to be unsecure, meaning an increase in demand on site is not recommended.

Additionally, Rockhampton CC would have to host its aspirational junior demand at its second site (The Common) as its home site (Rockhampton Cricket Club) is currently overplayed, despite The Common also suffering from unsecure tenure.

Of the remaining five clubs, Alveston and Bradley Stoke cricket clubs already overplay their home sites (Jubilee Playing Field and Baileys Court Activity Centre respectively). Carsons & Mangotsfield and Hambrook all have insufficient spare capacity to accommodate their junior future demand aspirations. However, Bradley Stoke CC is serviced by an NTP and so this demand could be accommodated on the artificial wicket on site. For the remaining clubs, the feasibility of providing NTPs at their respective home venues would provide a solution to accommodate a growth in junior demand.

Twelve clubs indicate a desire to field additional senior teams although only Charfield and Thornbury cricket clubs have capacity to do so on their current facility stock. For other clubs, demand will either need to be fielded outside of peak time, or alternative venues will be required.

Recommendations

- Protect cricket pitch provision currently in use (unless replacement provision is agreed upon and provided).
- Work with clubs and site providers to ensure long-term tenure through formal agreement where current agreements may be due to expire.
- Ensure protection from development that may prejudice the use of a cricket square such as residential development near a cricket outfield (ball strike issues). This includes development of other sports provision which may compromise continued use for cricket.
- Support clubs with sufficient access to net training provision, including development of fixed lane net provision onsite where possible e.g., Pucklechurch and Bristol United Banks.
- Work with clubs to accommodate targeted growth for women's and girls' cricket.
- Improve quality of ancillary provision where poor quality or old and in need of replacing.
- Improve facilities to meet growth markets (All Stars Cricket, Dynamos Cricket, women and girls' cricket) at key clubs. Specifically, improve quality of toilets, changing room and showers and social spaces to meet these growing demands, as well as ensuring sufficient pitch access to help promote these formats.



Housing Growth Scenarios

The Playing Pitch Strategy provides an estimate of demand for pitch sport based on population forecasts and club consultation to 2038 (in line with the New Local Plan period). This future demand is translated into teams likely to be generated, rather than actual pitch provision required. The Sport England Playing Pitch Calculator (PPC) adds to this, updating the likely demand generated for pitch sports based on housing increases and converts the demand into match equivalent sessions and the number of pitches required.

The scenarios below show the additional demand for cricket pitches generated from housing growth over the Local Plan period. The indicative figures assume that population growth will average 2.4 per dwelling (based on the national average occupancy rate).

The number of pitches required in the following tables has been rounded up or down accordingly, however, capital and revenue costs are based on indicative pitch costs, proportionate to the total match equivalent sessions required rather than just whole pitches required. Though increases in match sessions for some sports are not sufficient to warrant the creation of new pitches, the associated costs have been incorporated and investment into alternative sites could instead be considered to increase capacity to accommodate this new demand.

The New Local Plan identifies a housing delivery requirement of at least 28,000 new homes over the next twenty years to meet the Authority's needs. The estimated additional population derived from this level of housing growth is 67,200.



Estimated demand and costs for new pitch cricket provision in South Gloucestershire

Pitch type	Estimated demand and costs for new provision				
	Number of pitches to meet demand	Capital cost ⁴	Lifecycle Cost (per annum)	Changing rooms (numbers)	Changing rooms (capital cost)
New Local Plan (28,000)	10.21	£3,470,672	£701,076	20.42	£3,970,239
Filton Airfield (2,675)	0.98	£331,575	£66,978	1.95	£379,302
Lyde Green (2,550)	0.93	£316,077	£63,848	1.86	£361,573
North Yate (2,450)	0.89	£303,683	£61,344	1.79	£347,394
East Harry Stoke (2,000)	0.73	£247,905	£50,077	1.46	£283,588
Harry Stoke (1,200)	0.44	£148,740	£30,045	0.88	£170,150



Club name	Disability	All Stars	Dynamos	Juniors	Girls'	Women's	Adult Sat Teams	10yr team growth demand	No. Pitches used	10 yr demand for pitches/ grounds	NTP Facility Lanes	NTP Practice demand
Almondsbury		●		●			2		1	●	0	●
Alveston							2		1	●	1	●
Bitton		●	●	●			2	●	1	●	2	●
Bohemians		●	●	●	●	●	2	●	1	Capacity ●	0	●
Bradley Stoke		●	●	●	●	●	4	●	2	Capacity ●	2	●
Carsons & Mangotsfield		●		●	●	●	4	●	2	Capacity ●	3	●
Charfield		●		●			1	●	1	●	0	
Chipping Sodbury	●	●	●	●	●	●	4	●	2	Capacity ●	3	●
Coalpit Heath		●		●	●	●	3	●	2	Capacity ●	2	●
Downend		●	●	●	●	●	3	●	2	Capacity ●	2	●
Dyrham & Hinton							1		1	●	0	
Frampton Cotterell		●	●	●	●	●	3	●	2	●	0	●
Frenchay	●	●	●	●	●	●	4	●	2	Capacity ●	2	●
Hallen							1		1	●	0	
Hambrook		●	●	●	●	●	3	●	2	Capacity ●	2	●
Hanham			●	●	●	●	3	●	2	Capacity ●	3	●
Hawkesbury Upton		●	●	●	●	●	3		2	Capacity ●	0	●
Jonboys Juggernauts							Midweek		1	Displaced ●	0	
Old Down		●	●	●			2		1	Capacity ●	2	●
Oldbury On Severn							Sunday		1	●	0	
Patchway		●	●	●	●	●	2	●	1	Capacity ●	2	●
Pucklechurch		●	●	●		●	3	●	2	●	0	●
Stoke Gifford							1		1	●	0	
Thornbury	●	●	●	●	●	●	5		3	●	2	●
Tormarton							1		1	●	0	
Westerleigh							Sunday		1	●	0	
Winterbourne		●	●	●	●	●	4		2	●	2	●

- Immediate need/risk
- Projected growth/need
- In position

Immediate Priorities

BRADLEY STOKE CC are offering a tremendous amount of cricket – 4 Saturday league teams, a fifth friendly team, 2 Sunday league teams, juniors, women, and girls’ teams, as well as national programmes. The club also fielded a sixth team who played a single game in 2022. The club is situated in one of the most densely populated areas of South Gloucestershire and therefore the need for facilities will continue to grow. The club hire the Bradley Stoke Community School which has a non turf match pitch, but no grass pitches which is a significant draw back to the senior playing experience and ability to progress through league structures. Adult cricket at the club is so popular, the club requires a third pitch to support the growing demand for Saturday and Sunday cricket and are in 2023 playing out of Oldbury on Severn, some 17 miles away.

Additional Observations

- As a local authority, South Gloucestershire has the highest percentage of large cricket clubs, being 3 or more teams playing on a Saturday (48% of clubs) and multiple playing sections. It has the highest number of All Stars and Dynamos Cricket Programmes, the highest number of clubs with women and girls’ sections and the highest number of clubs with junior sections of any local authority area. These are strong, well equipped cricket clubs and it is perceived that there will be continual growth and need for investment in facilities. This is reinforced by the predicted housing scenarios in South Gloucestershire as an outcome of the Bristol spread.
- Ten clubs are identified as likely to develop further playing sections, meaning in seven cases their current facilities will be at capacity.
- Almondsbury are in the early stages of developing a youth section, which is likely to lead to additional junior teams.

- Development of new houses surrounding Bohemians provides the club with an opportunity to grow existing membership and extend their playing offer, however, in doing so, their single pitch would quickly reach capacity. The club has no non turf practice facilities which is a problem.
- Chipping Sodbury and Frenchay are thriving clubs that have double pitch venues. Further growth is anticipated as both and yet they are at capacity now. The Yate/Chipping Sodbury area only has one cricket club and the housing planned in that area is significant. Unless the clubs close their doors to new members, new facilities are going to be needed to facilitate the additional demand.
- Chipping Sodbury is highlighted as the most suited to develop a disability section. Chipping Sodbury, along with the existing sections at Frenchay and Thornbury require investment to make their facilities disability compliant.
- Due to the current explosion of people at Coalpit Heath it is anticipated that the club will shortly need to offer a fourth adult team. Currently the club share a second ground with Westerleigh but if their club were to grow any further, then facilities would need to be found.
- Picture to use: Outdoor Folder - King George V & King George V 1 – Downend have the potential to start additional sections, but their main site has major limitations. Their second ground arrangement is on a pay to play basis at King George V Downend, which due to the cost of renting pitches, could implicate the development of more teams. The quality of the facility is poor and is purely a site for an adult team to play games on a Saturday, rather than where sections can come to enjoy a good experience through practice, match play and pavilion facilities.
- Hambrook, Hanham and Hawkesbury Upton are on an upward trajectory with increase sections, members, and teams. All three have a main site with a single pitch and rent a second pitch on a pay and play basis. Like Downend, it is likely that existing arrangements will be a limiting factor to maximising growth potential.
- Old Down have a well-established junior section which feeds into senior teams. The club would find it difficult to develop additional adult teams without a new site becoming available – Almondsbury, Tockington Manor, Thornbury, Alveston and Oldbury-on-Severn are all at capacity on a Saturday and in the very close vicinity.
- Patchway have a fantastic new pavilion and non turf practices facilities and have a clear aspiration to develop cricket for juniors and girls. It is anticipated the club will develop additional sections across the lifespan of this strategy and reach capacity at their existing single pitch site very quickly.
- Almondsbury, Bohemians, Frampton Cotterell, Hawkesbury Upton and Pucklechurch all have a need for non turf practice facilities to support their wider playing offers. It is also noted how Downend’s practices facilities are heavily used and require immediate attention.



Priority Pavilion Projects

Bradley Stoke

Very strong club with multiple sections and in an area of growing population. They have issues in regard to pitches they use and the pavilion at their main ground due to it being a council facility. We foresee the need for the club to relocate and with this the need for a new ground and pavilion.

Chipping Sodbury

Strong club that has multiple sections and a significant women and girls section. All changing rooms and shower areas need to be modernised for the membership and with the club being located in a growing population area, and the only club servicing that community, improvements to be disability compliant so enabling a disability section are very much needed.

Frenchay

Huge club offering all sections possible and yet the pavilion is in desperate need of replacement. A project has been on the cards for a period of time with support from a large sum from section 106, but the need has still not transpired. Along with Langford CC, the biggest club pavilion priority across the county.



STROUD

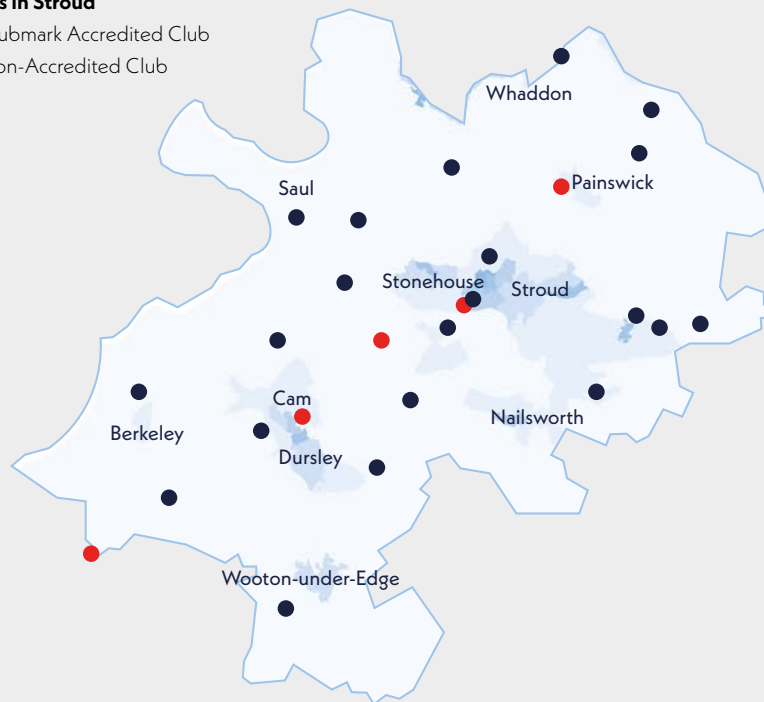
The current population of the Authority (**2021 Census information, ONS**) is 118,130. This is expected to rise to 134, 904 by 2039. Much of the eastern half of the district falls into the Cotswold Area of Outstanding Natural Beauty (AONB), which covers just over 50% of the district's total land area. The western half of the district, characterised by the low-lying landscape of the Severn Vale, is bounded by the Severn Estuary.

26.9% of the Stroud population is within NS SEC classification 6-8 (lower socio-economic groups). This figure is lower than the national average (30.6%)

Stroud's ethnic composition is primarily White (97.9%) and this is higher than the national average (85.4%). The proportion of 's population represented by the Ethnically Diverse community is 2.1%. This is below the national average (14.6%).

Clubs in Stroud

- Clubmark Accredited Club
- Non-Accredited Club



**STROUD CLUBS
NEED INVESTMENT
IN FACILITIES**

Stroud Playing Pitch Strategy

In 2019 Belap completed the PPS for Stroud, with the aim of it being a relevant document for the next twenty years. The challenge with this strategy is that since its adoption no working group has been together to monitor the findings. This has marginally progressed in 2023 when a group from across Sports, Sport England and Stroud District Council were brought together to discuss facilities in the district and what should happen next. Regular meetings and progress reports are going to be the outcome of what was a positive meeting, as well as potentially a new PPS being started.

The vision for the council in 2019 from the PPS, in line with the Stroud Corporate Delivery Plan 2018-2022, was

'To support the protection and provision of appropriate and high quality playing pitch facilities across Stroud District that maximize opportunities for sport and physical activity for all, enabling and encouraging those who are inactive to become active and those who are already active to participate more and improve their performance.'

In 2019 from the findings of the PPS, the main characteristics of future demand for cricket in Stroud are fairly buoyant youth sections, which it was hoped would develop further following the introduction of National Programmes.

There are some very strong, well established and managed clubs with very good quality grounds, but overall, the level of adult play needs support. There are some optimistic signs for women's cricket and T20 is also experiencing some growth which may result in an increase in more casual play and midweek leagues.

With continuation of housing growth in the district the demand generated by people moving into new housing in the district, together with changes in participation trends, latent and unmet demand and the aspirations of clubs suggests that an additional 20 men's teams, 3 ladies' teams and 11 youth teams will be created by 2040 (a total of 34 additional teams).

This simply means more and better pitches/grounds are required to service the cricketing needs of the district.

Addressing the shortfall for future pitch space for cricket in Stroud District

Opportunity	Comments
Grounds where there is current spare capacity	There is some spare capacity, but this is more likely for Sunday and midweek teams. Only 8 out of 36 grounds in use have potential to accommodate one additional Saturday team. 20 grounds have potential to accommodate more play at off-peak times. The greatest pressure for Saturday play is in the Stroud Valley, Cam/Dursley cluster and Gloucester Fringe clusters
Grounds where cricket pitches have existed in the past and could be reinstated and/or where there is room to put in additional pitches	Stratford Court; Hamfields Leisure Centre (shared ground) Rockhampton CC (putting in an additional square); Pitch at KGV Bisley could be reinstated but were always of poor quality
Securing (greater) community use of pitches on school sites	There is little scope to do this, other than to make use of the newly installed artificial wicket at KLB/ Wotton Sports Centre (supported in emerging Stroud Local Plan PS40). There is an unused non turf wicket at Norman Hill (Rednock School) There are cricket pitches at Beaudesert School (independent) with apparently no outside use
Improving the quality of key pitches to increase their capacity (includes moving training on to non-turf practice areas)	(Although this rarely solves the problem of peak time demand). Generally, cricket pitch quality in Stroud is very good, with 2/3rds of pitches rated as good. Slimbridge Recreation Ground's capacity would increase if wickets were improved

Priorities Identified from the 2019 PPS included:

- Stinchcombe CC, Dursley Rugby Club = Artificial Cricket Training Area = Not achieved
- Whitminster CC, Whitminster Pavilion = Important site for youth football and cricket. Upgrading of changing facilities urgently required = Not achieved
- Cam CC, Everlands, Cam = Valuable but restricted site in Cam, base for football, cricket and tennis. Urgently requires new changing facilities = Not achieved



Club name	Disability	All Stars	Dynamos	Juniors	Girls'	Women's	Adult Sat Teams	10yr team growth demand	No. Pitches used	10 year demand for pitches/ grounds	NTP Facility Lanes	NTP Practice demand
Cam		●	●	●	●	●	3	●	2	Capacity ●	3	●
Chalford		●	●	●			2		1	●	0	●
Commoners							Friendly		1	●	0	
Cranham							1		1	●	1	●
Eastcombe							2		1	●	0	
Eastington							1		1	●	0	
Frampton-on-Severn		●	●	●	●	●	3	●	2	Ground at risk ●	3	●
Frocester		●	●	●	●	●	4		3	●	4	●
Haresfield Gladiators		●	●	●			2		1	●	1	●
Kings Stanley		●	●	●	●	●	1 ●	●	1	●	0	●
Kingswood Village		●	●	●	●		Sunday		1	●	0	●
Minchinhampton		●	●	●			2	●	1	●	1	●
North Nibley							Sunday		1	●	0	
Oakridge		●	●	●			1		1	●	0	●
Oldlands				●			2	●	1	●	1	●
Painswick		●	●	●	●	●	3	●	2	●	2	●
Randwick			●				1		1	●	1	●
Rockhampton		●	●	●			4		2	●	2	●
Sheepscombe		●	●	●			1		1	●	1	●
Slimbridge		●	●	●			1		1	●	1	●
Stinchcombe Stragglers		●	●	●		●	1 ●	●	1	●	0	●
Stone		●	●				1	●	1	●	0	
Stroud	●	●	●	●	●	●	4 ●	●	2	Capacity ●	3	●
Stroud Posties							Sunday		1	●	0	
Uley		●	●	●			1		1	●	0	●
Upton St Leonards		●	●	●			2	●	1	●	2	●
Whitminster		●	●	●			2		1	●	0	●

- Immediate need/risk
- Projected growth/need
- In position

Immediate Priorities

WHITMINSTER'S pavilion has been condemned by ERSS Ltd through a structural inspection and viability report (March 2023) meaning that a club with national programmes, junior section and adult section has no changing or social facility for the coming season. The Foundation are working with the club, league and the local authority to find a quick short term solution to enable play this summer. Frustratingly, this was identified in the 2019 Stroud Playing Pitch Strategy that urgent attention was needed to be given to this site. Alternative arrangements with the school have been made for the imminent 2023 season, but this is far from ideal with the facilities not having showers or a social space. This shows the importance that a Playing Pitch Strategy and accompanying action plan are lived and not just left to gather dust on a shelf with no further action.

Additional Observations

- Frampton-on-Severn's main site is at risk as the landowner is considering housing development on the part of the ground where the existing pavilion is situated. Loss of the ground is unlikely, but a new pavilion and reduced playing area are highly probable and the existing access will be lost. However, there is access on the other side of the ground which would be the natural position for any new building. Ball strike prevention will be necessary as the site will be surrounded by houses.
- Cam's third team play at Stone, who play every other week which limits the club's ability to expand its adult playing offer. The club is likely to develop a girl's section which makes the need for a local second pitch an important development.
- Stroud is a thriving club that has a double pitch venue. Whilst capacity remains for additional teams within the existing junior, women, and girls' sections, it is the biggest urban area in the district and as the only club in the town, there will come a time where it reaches its limit. This is already the case for adult Saturday teams.
- It is likely that Cam, Kings Stanley, Oldlands, Painswick and Upton St Leonards will develop additional sections therefore, putting strain on each of the club's facilities.
- Chalford, Kings Stanley, Kingswood Village, Oakridge, Stinchcombe Stragglers, Uley and Whitminster all have junior sections with no non turf practice facilities. It is also noted that 13 of the 27 clubs do not have practice facilities, and of those, 6 are in a state of disrepair.
- 13 out of 27 clubs have 1 adult team and of those, 6 have no wider playing sections such as juniors. This places these clubs at high risk and it is projected that clubs could be lost over the 10 year period of the strategy unless wider playing offers are established.

Priority Pavilion Projects

Cam	Good club with multiple sections but has a tired old pavilion needs either significant refurbishment or replacement. The club has juniors and a current women's section but the facility is old and doesn't cater well for its members. The club has outgrown its pavilion.
Whitminster	The pavilion has been condemned for the 2023 season meaning an urgent replacement or plan is required to support the club. Good club with multiple sections and very much in need of a new home.



TEWKESBURY

Tewkesbury is located in the Gloucestershire region. The current population of the Authority (2021 Census information, ONS) is 94,900. This is expected to rise to 111,976 by 2032. This local authority has not only had the greatest rise in population in Gloucestershire over the last census period, 15.8%, but it is also expected to double the proposed national population rise over the coming 10 years, with a further increase of 10.6%.

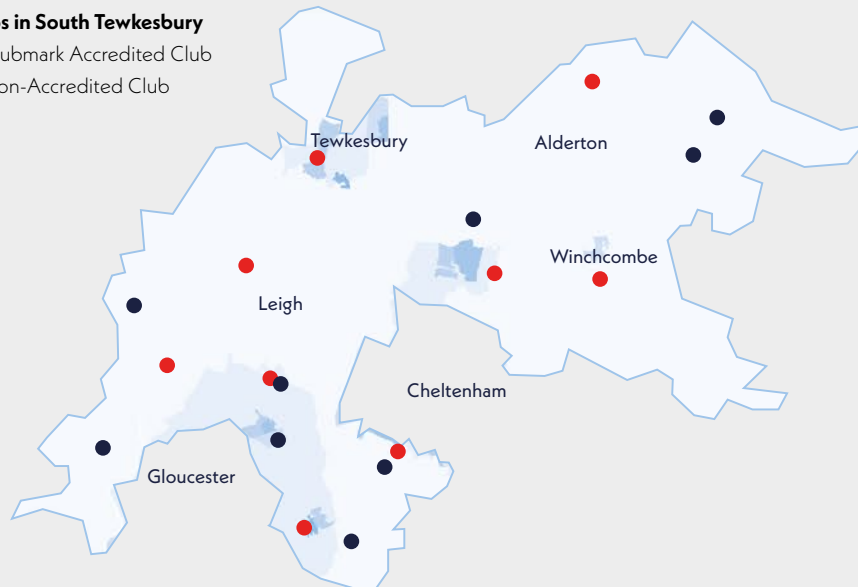
The area is predominantly rural in nature with over 50% living in rural settlements and large market towns. Key settlements in addition to the main town of Tewkesbury include Ashchurch, Bishop's Cleeve, Churchdown and Winchcombe. Reflecting its predominately rural nature, there are 50 town/parishes.

25.4% of the Tewkesbury's population is within NS SEC classification 6-8 (lower socio-economic groups). This is lower than the national average (30.6%)

Tewkesbury's ethnic composition is primarily White (97.5%) and this is higher than the national average (85.4%). The proportion of Tewkesbury's population represented by the Ethnically Diverse community is 2.5%. This is below the national average (14.6%).

Clubs in South Tewkesbury

- Clubmark Accredited Club
- Non-Accredited Club



FASTEST GROWING DISTRICT WITH REAL POTENTIAL FOR GROWTH

Tewkesbury Playing Pitch Strategy

The last PPS was produced by KKP and adopted by Tewkesbury Borough Council in 2017, meaning some of the information contained within the report is very much outdated, especially since the inception of National Programmes and the significant investment and resulting growth in the Women and Girls' game.

In 2017 the findings for cricket were that 'Demand is currently met' and that future demand would only result in the need for one more pitch. The vision for the council from the PPS was:

"To ensure Tewkesbury has the appropriate provision of playing pitch community facilities to promote active sport and provide exercise opportunity for all."

The summary from the PPS was:

- In total, there were 18 grass cricket pitches identified in Tewkesbury and all are available for community use.
- There was a cricket square and pavilion at Toby Carvery Brockworth (formerly Cross Hands Inn) previously used by Bharat CC. The pitch is now lapsed and overgrown since it was deemed a safety hazard due to being so close to the pub and its gardens
- The audit of grass wicket cricket pitches found six pitches to be good quality, and 12 pitches to be standard quality.
- Dumbleton CC are looking at the scope to develop a new ground behind its current site to accommodate its senior growth ambitions.
- Woodmancote CC reports additional demand for training facilities after suffering vandalism to the nets at its home venue. The Club currently pays to use the facilities located at Cleeve School.
- In total, there are 17 clubs which have 64 men’s and 43 junior teams.
- Eight clubs have plans to increase the number of teams in the future, resulting in the likely creation of three senior men’s teams, two senior ladies’ team and eleven junior teams across Tewkesbury.
- There are 14 pitches which display potential spare capacity on natural turf wickets. **However, only one pitch at Stanway CC has actual spare capacity at senior peak time.**
- Two pitches are identified as being overplayed at Dumbleton CC and Winchcombe CC, each by seven matches per season.
- In conclusion, there is sufficient capacity across the Borough to accommodate current demand despite existing overplay. However, future demand anticipated in Analysis Areas Gloucester North and Tewkesbury would create shortfalls not only within but overall, resulting in a future Borough wide shortfall of 21 match sessions per season and a requirement for one match session at peak time.

Housing growth scenario

The borough has seen significant growth in recent years and projects to see further, meaning the requirements of sporting facilities will be greater and additional grounds and squares will be required to service the needs of the local population.

The scenarios below show the additional demand for cricket pitches generated from housing growth over the Local Plan period. The indicative figures assume that population growth will average 2.25 per dwelling (based on the occupancy rate as included within the JCS).

The proposed number of new homes at each of these allocations is set out below. To date only the new ground at the Invista site (Innsnorth) has been produced and is now the home of Ullenwood Bharat CC.

Projected new housing and pitch needs from Tewkesbury Borough

Location	Number of new homes	Associated population increase	Pitch requirements
North West Cheltenham	4,285	9,641	1 cricket pitch
Innsnorth	1,300	2,925	1 cricket pitch
South Churchdown	1,100	2,475	1 cricket pitch
North Brockworth	1,500	3,375	1 cricket pitch
MOD Ashchurch	2,725	6,131	2 cricket pitches

Club name	Disability	All Stars	Dynamos	Juniors	Girls'	Women's	Adult Sat Teams	10yr team growth demand	No. Pitches used	10 year demand for pitches/ grounds	NTP Facility Lanes	NTP Practice demand
Apperley				●	●	●	2 ●	●	1	Capacity ●	2	●
Bayshill					●		Sunday		1	●	0	
Churchdown		●		●			2	●	1	●	0	●
Down Hatherley		●	●	●	●	●	2	●	1	Capacity ●	2	●
Dumbleton		●	●	●	●	●	2 ●	●	2	Capacity ●	3	●
Gotherington				●			Sunday		1	●	0	●
Hatherley & Reddings	●	●	●	●	●	●	4 ●	●	2	Capacity ●	5	●
Highnam Court			●	●			2	●	1	●	1	●
Kingsholm				●			3		2	●	2	●
Oakley Vipers							Midweek		1	●	0	
Shurdington							2		1	●	1	●
St. Philips North							1		1	●	0	
Stanway							1		1	●	0	
Tewkesbury	●	●		●	●	●	3 ●	●	2	●	4	●
Ullenwood Bharat		●	●	●	●	●	3	●	2	Loss of ground ●	0	●
Winchcombe		●	●	●			2		1	●	1	●
Witcombe				●			2		1	●	2	●
Woodmancote		●	●	●		●	3 ●	●	2	●	0	●
Woodpeckers (Ashleworth)		●	●	●	●	●	2 ●	●	1	Capacity ●	2	●

- Immediate need/risk
- Projected growth/need
- In position

Immediate Priorities

- Apperley require an additional pitch as they are starting a third team in 2023. It is likely they will hire a pitch in Cheltenham, significantly outside of their local authority area.
- Dumbleton's main ground is at capacity and the club currently hire an additional site to play junior, women and girls' cricket. The club has obtained planning permission to develop a second ground in parkland adjacent to their main site. The club intends to start the build of a 6-pitch table in 2023.
- Hatherley & Reddings has a thriving playing offer and a pathway of junior players transitioning into adult cricket. The area has seen significant housing development in the last couple of years and there is a need for a site to house a fifth team.

ULLENWOOD BHARAT recently moved to a site on the east Gloucester fringe as a consequence of its then main ground being under threat due to a new road layout. The new ground in Brockworth has brought about an increase in membership and sections due to its positioning in new housing development. The club's third team continue to play at their previous site, which is believed to be lost in the next two years. The growth of the club and the loss of their second ground will cause real challenges for the development of cricket in this area (Gloucester fringe).

Additional Observations

- Churchdown, Down Hatherley and Woodpeckers are at capacity from an adult Saturday teams perspective.
- It is likely that Down Hatherley, Hatherley & Reddings, Highnam Court, Tewkesbury and Ullenwood Bharat will all develop new sections. Down Hatherley would need a second pitch to cope with additional teams. The urban areas of Hatherley & Reddings and Tewkesbury are recognised as the most suited to develop disability sections and in the hope they do take on this opportunity, facilities will need to be made disability compliant.
- Kingsholm's third team pay to play at Plock Court, which is out of their local authority area, but the ground is nearby. However, Gloucester occupy the alternate Saturday and therefore other pitch provision would be required should the club expand its adult playing offer.
- Churchdown, Gotherington, Ullenwood Bharat and Woodmancote have a need for non turf practice facilities to support their wider playing offers. It is also noted that Winchcombe have existing practice facilities that have fallen into disrepair.

Priority Pavilion Projects

Dumbleton	The club has plans for a new second ground but additional facilities are going to be needed in terms of changing rooms and possibly toilets and showers. Whilst this will be difficult to deliver on the 'park' site, there is a need to support the members of the club who will be using the second ground.
Highnam Court	The club has a tired old pavilion that needs either significant refurbishment or replacement. The club has started national programmes for 2023 and the pavilion needs improvements to cater for its members.
Tewkesbury	Need for improvements to changing rooms, shower and toilet areas due to multiple sections at the club.
Woodmancote	Developing club with multiple sections and in an area of growing population. They have issues in regard to pitches they use and the pavilion at their main ground due to it being a council facility. We foresee the need for the club to relocate and with this the need for a new ground and pavilion.



RECENT INVESTMENT

Whilst there is still so much that can be done, and so much investment required to meet the demand and needs of cricket in Gloucestershire, we must also realise the great improvements and support that our county has received in recent years, especially from the ECB.

Significant improvements have been made to the experience received by many club's members, in particular those at Bourton Vale CC, Charlton Kings CC, Chipping Campden CC, Dymock and Frocester CC, who have all had new pavilions since 2016. Each of the new facilities were supported by the ECB through Grant Aid as well as many other funding partners.

In addition:

- 34 clubs have received 35 ECB County Grants up to £10,000, over the last 2 years, totalling £324,673.
- These County Grants have activated a further £158,488 of partnership funding (from a variety of sources).
- 41 clubs have chosen to take out ECB Interest Free Loans which have enabled clubs to purchase new machinery, build new non turf net facilities, improve social spaces as well as refurbishing, extending and enhancing pavilions.
- Clubs have also utilised funding opportunities through various grant giving bodies. The most common grants have been received from local authorities and their Section106 money, Enover Community Trust, Gloucestershire Playing Fields Association, Barnwood Trust and Sport England. Without this external support cricket facilities would not be as good as they are currently.

The County Grant Fund is available for the 2023 season where a further £117,000 will support Gloucestershire Clubs. It will enter its final year in 2024 in its current guise.



EMERGING THEMES

Cricket across Gloucestershire and Bristol is growing with more adult teams, junior sections, Disability sections and Women and Girls sections, than ever before. Whilst this is of course great, the facilities that cricketers of all abilities get to use, both indoor and outdoor, are not being developed at the same rate and so unfortunately the facilities that we find our players playing on, and in, are both inadequate in quality and number.

There are emerging themes from the assessments made, which are detailed in this section, that identify the priorities that need to be addressed.

1. Lack of pitches in Bristol, and the South Glos fringe, for a growing game

There is a severe under supply of pitches to service current and future demand in Bristol and the northern and eastern edges of the city. With the game growing like it is and future predictions showing significant numbers of new housing and a growing population, a stock of facilities that is already at an extremely low level in terms of numbers and quality, quite simply cannot cope with what the game is offering.

Each new club that is formed, normally made up of high proportion of ethnically diverse members, has to travel out of the city (their home) to find a ground. This situation is getting worse and worse and we now have 14 Bristol based clubs playing outside of the city boundary. This produces a lack of opportunity for the development of women and girl's sections, and also junior sections. To date, not one of the 14 have any additional sections.

2. Lack of training facilities for inner city clubs

41 clubs in Bristol play across 18 grounds, and of these clubs that have to use pay and play facilities, or have short term leases on land, not one of them has the ability to train during the summer months like most freehold or long lease clubs. At a time when the game is growing, we are not providing our clubs with the opportunity to really fall in love with the sport as matchplay is the only option.

The majority of clubs in Bristol that this relates to are ethnically diverse and so for reasons of equality, solutions need to be found to enable all people to be able to access appropriate facilities and have the same or similar opportunities.

3. Lack of quality and accessible indoor facilities countywide

Since the inception of Gloucestershire Cricket Board in 2010, indoor facilities has always been an issue. Now in 2023, the county finds itself without a centre of excellence or a facility that can meet the requirements for the more elite game. At a time when more investment is going in to the development and support of talented young boys and girls through Talent Pathways, with the ambition to make a larger pool of players even better, Gloucestershire cannot even provide it's very best with an adequate facility to train in.

This is not just an issue for the talented youngsters, but also an issue for the 176 clubs across the county who have to use below standard facilities for their own development and practice.

4. Senior clubs are at capacity due to the lack of facilities and grounds available

Demand for cricket across Gloucestershire is growing and more pitches are needed to service this annually increasing demand. As the game grows, the stock of facilities we have creaks further, and with the ongoing growth as a consequence of National Programmes and the Women and Girls' game, the problem is only going to get worse.

Clubs who want to add new sections are simply not able to; clubs who have additional sections are losing them as the experience isn't good enough. Any club who has one ground and yet adult, W&G and junior sections, simply cannot operate on one facility alone. This problem is enhanced in Gloucestershire as the population growth rates of the county are greater than the national average meaning the demand for new grounds and pitches is only going to increase.



5. The urgent need to protect sites from being lost to cricket

Only 19% of clubs in the county (34) have the ability to shape their own future as a consequence of owning their own ground, and of the 81% that lease or rent their ground 85% of these agreements are for periods of less than 10 years (119 clubs). The protection of existing facilities is so important to the game as losing a club would have an extremely negative impact in the local community.

With Councils under threat with no funds to support their activity, green sites that cost them significantly are at risk of being lost to sport full stop. Asset transfer is an option, but often only an option to those clubs that have the infrastructure and resource to take them on (people, equipment and finance). This often means a cricket club with one team, with little resource, is not very often seen as the ideal model to take on a site.

Other risks for loss of sites come from developers, other sports growing and an ever increasing challenge, that of ball strike issues.

Protecting playing fields also involves ensuring they are well used. More remote rural playing fields are experiencing a decline in the number of teams playing on them, and several look increasingly vulnerable as sports facilities, although they will continue to have a role and be safeguarded as public open space. Maintaining viable sites involves ensuring that facilities are well cared for and meet the needs of the users, that they are located in the right places and that they are affordable and accessible to all.

6. Establish new and sustainable operating models for grounds to protect their long term future

With growing pressures on public sector budgets, the quality and maintenance of local authority or education owned pitches has deteriorated significantly over recent years. This is an issue for our county due to the high number of local authority or education owned pitches across Gloucestershire.

These sites are particularly important to the recreational game in the county as they are often the only pitches available in some parts of Bristol and Gloucester and are used as second grounds for developing clubs. Establishing a different operating model that is more resilient to public sector financial pressures will help to protect these sites for cricket and open up more opportunities for improvement. As it is, most 'Pay to Play' sites are not conducive for good cricket and are not providing the welcoming and developmental experience that the cricket club members are used to at their primary ground.

7. The need to provide greater opportunities to quality facilities for Women and Girl's cricket

Even with the significant growth of the Women and Girl's game in the last 3 years, the game as a whole is still so underrepresented and especially in the urban areas of Bristol, Cheltenham and Gloucester. Energies need to be directed at this demographic with solutions identified so that more sections can be born.

For additional growth, attitudes still need to change as the game is no longer simply a game for men but if we look at what seems to be the traditional method of developing a women and/or girls section, it tends to only happen at clubs with a junior section, many of which are already at capacity. Many clubs who do not offer cricket for females identify lack of pitch availability as a major barrier to developing a section.

It also must be recognised that of the 49 clubs that currently offer women's and girls' cricket, the facilities that they use need to be made more welcoming and more female friendly. This is not a slight at these clubs but instead simply a recognition that pavilions and changing rooms were predominantly built at a time when only men's cricket took place.



8. Creating a more welcoming environment

Whilst investment is going in to facilities across the county at a greater rate than ever, the growth of the game and the need of each membership is not being met. Too many facilities across the county are tired, old and even dirty, none of which are inviting or are going to satisfy new members. Some clubs are excellent at accessing grants and funds but this is a very small minority meaning the vast majority of clubs simply open their doors on an annual basis and hope for the best.

It is these clubs that we will lose if support through investment does not arrive to improve the quality of the playing experience and the off pitch facilities. A good quality of changing room, social space and toilet are paramount to a spectator or players satisfaction level and without these being of the appropriate standard, people will simply use their feet to walk to the next closest cricket club that can offer them what they want.

Further to this cricket clubs are not equipped to open the doors to disability cricket as the majority of grounds used are not accessible and do not have the necessary facilities required to support disability cricket.

9. The need for improved and additional outdoor training facilities

In a county where National Programme numbers are significant, where junior and girls' sections are on the increase, the facilities to support these players in many cases are simply not there.

There are currently 26 clubs that have junior sections with no fixed training facilities. With the ambition of growth of the game across all sections, this is not going to provide the playing membership with the facilities that they require.



PRIORITIES FOR ACTION – 'LEVELLING UP' CRICKET IN GLOUCESTERSHIRE

A vision has been drafted to provide a clear focus with desired outcomes for this Facilities Strategy:

“Our vision is for an accessible, high quality and sustainable network of cricket pitches, grounds and indoor cricket facilities, that are capable of supporting the development, well-being and needs of people across Gloucestershire and Bristol, whilst enabling our sport to be played at all levels, from grassroots to the elite”.

To achieve this vision, to meet objectives from the Inspiring Gloucestershire Strategy, and to address the emerging themes, we have identified a list of high-level priority projects for necessary investment, which include:



Safeguarding the game in Gloucestershire by ensuring the protection of existing cricket grounds. With a particular focus on clubs with short term lease and annual rental agreements, we will work with clubs and key partners (ECB, Sport England, Fields in Trust etc.) to influence landowners and local authorities to secure agreements that will open investment opportunities.



The development of at least two new fine turf cricket pitches/grounds in Bristol to support clubs that have been displaced from the city. Ideally the new grounds will have multiple pitches to support more than one club. The ambition being to enhance the quality of the playing experience for players and families and enable one team clubs to create homes and build additional sections.



The development of at least two new fine turf cricket pitches/grounds on the Bristol/South Gloucestershire border to support clubs that have either been displaced from the city or to support larger clubs to grow further. Ideally the new grounds will have multiple pitches to support more than one club.



The development of a high quality out-ground for performance cricket. The idea of an out-ground will provide a quality of facility that is appropriate for the development of talented players whilst also helping to reduce pressure on club grounds and their volunteer staff. By developing a site that has high quality indoor and outdoor facilities it would support the Gloucestershire 2nd XI, Western Storm, Gloucestershire CAG teams, Gloucestershire Disability Team and other high-profile matches.



8 significantly improved indoor facilities that will provide the clubs and community groups in each local authority access to a high-quality local facility within a 30 minute drive. The facility will have a minimum of 4 nets, 1000+ lux lighting, cricket specific flooring and be long enough for full run ups.



1 state of the art Indoor Cricket Centre of Excellence that will provide Western Storm, County Age Group cricketers and the county disability teams with a venue that can support their development.



Building facilities that provide a high-quality experience for women and girls. This will be done by all future pavilion builds catering for both genders with dedicated changing facilities. The Foundation will invest 75% of future County Grant Fund budgets to cricket clubs that deliver women and girls' cricket.



Building facilities that provide a high-quality experience for disabled cricketers. The development, enhancement, or improvement of at least 8 club sites (1 in each local authority area) which meets the Active Gloucestershire 'Inclusive Checklist' for sports clubs.





Installing 'hybrid wickets' at clubs with three or more sections to address overplay on competitive senior squares. Whilst this will not directly address the availability of pitches i.e. a club at capacity will remain that way, it will support cricket clubs to enhance the quality of their fine turf provision and increase the number of games played on each pitch while sustaining high performance levels.



The construction of at least 2 Outdoor Training Centres (4 lane net facilities) in Bristol that will enable 'nomadic' clubs to train like all clubs that have their own home. Currently there are 30 clubs in and around Bristol that rent or annually lease grounds that have no way of training outdoors during the summer. 4 lane net bays that are available for rent (undercover if possible) would support the growing number of teams in Bristol.



The revival of non-used local authority cricket grounds in Cheltenham to enable current cricket clubs at capacity to grow and new clubs to be born in the town.



There is recognition that the priorities are ambitious and will take a significant amount of time, investment, and require collaboration with a number of partners to achieve.

We find ourselves in an economic slump where investment of any kind is increasingly difficult to secure. However, we must find solutions to overcome these problems as without investment into facilities we cannot grow the game and keep up with current, and hopefully future, demand. We must recognise that this strategy spans 10 years and the success of it should only be critiqued at the end of this period.

Whilst the list above identifies priorities, the Foundation recognises that this is by no means an exhaustive list and to support cricket across the whole county there are a significant number of areas that require support on an annual basis.

FINAL DELIVERY

We must ensure that this is a live document that provides strategic direction that progresses the game annually. We will do this by:

- 1. Developing annual action plans**
- 2. Assigning project leads to specific project / themes**
- 3. Working with partners to reach the strategies potential**

The priority projects for potential investment identified in this plan will help develop a sustainable network of quality facilities to drive participation across all parts of the game. Central to this are five key success factors: quality, accessibility, sustainability, engagement, and usage.

Millions has been spent by cricket since 2000 to enhance existing cricket facilities and build new ones. However, more is needed if cricket and government's shared objectives for participation, individual well-being and community cohesion are to be achieved.

As one of the nation's favourite team sports, cricket has the power to contribute positively to vital social outcomes and health priorities. To maximise this power, facilities have to be welcoming environments to attract first-time users and repeat visits, whether for informal, recreational or competitive cricket.

Research clearly and continually demonstrates the positive impact high-quality cricket facilities, in the right locations, can have on participation and enjoyment. Latent demand exists, but facility quantity and quality has to 'step up' if cricket is to reach out to everyone.





Gloucestershire
Cricket Foundation

To improve lives through the power of cricket